

Integrated Chinese

Level 1 Part 1
Workbook
Traditional Characters

Third Edition

中文聽說讀寫

**THIS IS A SAMPLE COPY FOR
PREVIEW AND EVALUATION, AND IS
NOT TO BE
REPRODUCED OR SOLD.**

© 2009 Cheng & Tsui Company. All rights reserved.

This sample includes:

Table of Contents, Preface to the Third Edition, Introduction

ISBN: 978-0-88727-641-5 (Traditional)

978-0-88727-640-8 (Simplified)

Available July 2008

To purchase a copy of this book, please visit www.cheng-tsui.com.

To request an exam copy of this book, please write service@cheng-tsui.com.

Cheng & Tsui Company www.cheng-tsui.com Tel: 617-988-2400 Fax: 617-426-3669



Contents

Preface to the Third Edition	v
Preface to the Second Edition	vii
Introduction	1
Lesson 1: Greetings	
Part 1	15
Part 2	19
Lesson 2: Family	
Part 1	29
Part 2	35
Lesson 3: Dates and Time	
Part 1	43
Part 2	51
Lesson 4: Hobbies	
Part 1	59
Part 2	67
Lesson 5: Visiting Friends	
Part 1	75
Part 2	83
Let's Review: Lessons 1–5	89
Lesson 6: Making Appointments	
Part 1	93
Part 2	103
Lesson 7: Studying Chinese	
Part 1	111
Part 2	119
Lesson 8: School Life	
Part 1	127
Part 2	137
Lesson 9: Shopping	
Part 1	147
Part 2	155
Lesson 10: Transportation	
Part 1	165
Part 2	173
Let's Review: Lessons 6–10	181



Preface to the Third Edition

This new Workbook accompanies the third edition of *Integrated Chinese (IC)*. In response to teachers' feedback and requests, the new *Integrated Chinese Level 1* includes 20 lessons (10 in Part 1 and 10 in Part 2), instead of 23 lessons as in the earlier editions. The format of the third edition Workbook remains largely unchanged. For maximum flexibility in pacing, each lesson is divided into two parts corresponding to the two sections of the lesson in the textbook. The exercises cover the language form and the four language skills of listening, speaking, reading, and writing.

We have also made several improvements and added new features in the new edition of the Workbook.

Three Modes of Communication Clearly Labeled

We would like to point out that our exercises cover the three modes of communication as explained in "Standards for Foreign Language Learning in the 21st Century": interpretive, interpersonal and presentational. We have labeled the exercises as interpretive, interpersonal or presentational wherever applicable.

More Authentic Materials Incorporated

To build a bridge between the pedagogical materials used in the classroom and the materials that the student will face in the target language environment, we have included authentic materials in the exercises for all lessons.

New Illustrations Added

To make the exercises more interesting and appealing, we have added many illustrations to the exercises. These visual images increase the variety of exercise types, and also stimulate the student to answer questions directly in Chinese without going through the translation process.

Contextualized Grammar Exercises and Task-Oriented Assignments Provided

The ultimate goal of learning any language is to be able to communicate in that language. With that goal in mind, we pay equal attention to language form and language function, and have created task-based exercises to train the student to handle real life situations using the language accurately and appropriately. We have rewritten many items, especially in the translation section, to provide linguistic context and to reflect the language used in real life.


Learner-Centered Tasks Included

We believe that the exercises in the Workbook should not only integrate the materials of the Textbook, but also relate to the student's life. We include exercises that simulate daily life with topics and themes that are relevant and personal to the student. We hope such open-ended exercises will actively engage students in the subject matter, and keep them interested in the language learning process. Since the world is constantly changing, we also have tried to add exercises that will train the student to meet the needs of today's world, such as writing e-mail messages in Chinese.

New Review Exercises Supplied

Every five lessons, a cumulative review unit is available to those students who wish to do a periodic progress check. The review units do not introduce any new learning materials, and can be included in or excluded from any curriculum planning, according to individual needs. These units are flexible, short, and useful as a review tool.

We would like to take this opportunity to thank all those who have given us feedback in the past, and extend our sincere gratitude to the two editors, Ying Yang of the University of California Berkeley and Zoe Wu of Pasadena City College, for their invaluable editorial comments and to Laurel Damashek at Cheng & Tsui for her support throughout the production process. We welcome your comments and feedback; please send any observations or suggestions to editor@cheng-tsui.com.



Introduction

Pronunciation Exercises

I. Single Syllable

Listen carefully and circle the correct answer.



A. Simple Finals

- | | |
|----------|-------|
| 1. a. bā | b. bǔ |
| 2. a. kē | b. kā |
| 3. a. gū | b. gē |
| 4. a. pū | b. pō |
| 5. a. lú | b. lǔ |



B. Initials

- | | |
|------------|---------|
| 1. a. pà | b. bà |
| 2. a. pí | b. bí |
| 3. a. nán | b. mán |
| 4. a. fú | b. hú |
| 5. a. tīng | b. dīng |
| 6. a. tǒng | b. dǒng |
| 7. a. nán | b. lán |
| 8. a. niàn | b. liàn |
| 9. a. gàn | b. kàn |
| 10. a. kuì | b. huì |
| 11. a. kǎi | b. hǎi |
| 12. a. kuā | b. huā |

- | | |
|--------------|----------|
| 13. a. jiān | b. qiān |
| 14. a. yú | b. qú |
| 15. a. xiāng | b. shāng |
| 16. a. chú | b. rú |
| 17. a. zhá | b. zá |
| 18. a. zì | b. cì |
| 19. a. sè | b. shè |
| 20. a. sè | b. cè |
| 21. a. zhǒng | b. jiǒng |
| 22. a. shēn | b. sēn |
| 23. a. rù | b. lù |
| 24. a. xiào | b. shào |
| 25. a. qì | b. chì |



C. Compound Finals

- | | |
|-------------|---------|
| 1. a. tuō | b. tōu |
| 2. a. guǒ | b. gǒu |
| 3. a. duò | b. dòu |
| 4. a. diū | b. dōu |
| 5. a. liú | b. lóu |
| 6. a. yǒu | b. yǔ |
| 7. a. nǚ | b. nǚ |
| 8. a. lú | b. lú |
| 9. a. yuán | b. yán |
| 10. a. píng | b. pín |
| 11. a. làn | b. luàn |
| 12. a. huán | b. hán |
| 13. a. fèng | b. fèn |
| 14. a. bèng | b. bèn |
| 15. a. lún | b. léng |
| 16. a. bīn | b. bīng |
| 17. a. kěn | b. kǔn |

18. a. héng b. hóng
19. a. téng b. tóng
20. a. kēng b. kōng
21. a. pàn b. pàng
22. a. fǎn b. fǎng
23. a. mǐn b. míng
24. a. pēn b. pān
25. a. rén b. rán



D. Tones: First and Fourth (Level and Falling)

1. a. bō b. bò
2. a. pān b. pàn
3. a. wú b. wū
4. a. tà b. tā
5. a. qū b. qù
6. a. sì b. sī
7. a. fēi b. fèi
8. a. duì b. duī
9. a. xià b. xiā
10. a. yā b. yà



E. Tones: Second and Third (Rising and Low)

1. a. mǎi b. mái
2. a. fǎng b. fáng
3. a. tú b. tǔ
4. a. gé b. gě
5. a. wú b. wǔ
6. a. bǎ b. bá
7. a. zhǐ b. zhí
8. a. huǐ b. huí
9. a. féi b. fěi
10. a. láo b. lǎo



F. Tones: All Four Tones

- | | | | |
|--------|-------|----|-------|
| 1. a. | bà | b. | bā |
| 2. a. | pí | b. | pì |
| 3. a. | méi | b. | měi |
| 4. a. | wēn | b. | wěn |
| 5. a. | zǎo | b. | zāo |
| 6. a. | yōu | b. | yóu |
| 7. a. | guāng | b. | guǎng |
| 8. a. | cí | b. | cǐ |
| 9. a. | qì | b. | qí |
| 10. a. | mào | b. | máo |
| 11. a. | bǔ | b. | bù |
| 12. a. | kuàng | b. | kuāng |
| 13. a. | jú | b. | jǔ |
| 14. a. | qiáng | b. | qiǎng |
| 15. a. | xián | b. | xiān |
| 16. a. | yǒng | b. | yòng |
| 17. a. | zú | b. | zū |
| 18. a. | suī | b. | suí |
| 19. a. | zhèng | b. | zhēng |
| 20. a. | chòu | b. | chóu |
| 21. a. | shuāi | b. | shuài |
| 22. a. | wǒ | b. | wò |
| 23. a. | yào | b. | yáo |
| 24. a. | huī | b. | huì |
| 25. a. | rú | b. | rù |



G. Comprehensive Exercise

- | | | | |
|-------|-------|----|-------|
| 1. a. | jiā | b. | zhā |
| 2. a. | chuí | b. | qué |
| 3. a. | chǎng | b. | qiǎng |
| 4. a. | xū | b. | shū |

5. a. shuǐ b. xuě
6. a. zǎo b. zhǎo
7. a. zǎo b. cǎo
8. a. sōu b. shōu
9. a. tōu b. tuō
10. a. dǒu b. duǒ
11. a. duǒ b. zuǒ
12. a. mǎi b. měi
13. a. chóu b. qiú
14. a. yuè b. yè
15. a. jiǔ b. zhǒu
16. a. nǚ b. nǚ
17. a. zhú b. jú
18. a. jì b. zì
19. a. liè b. lüè
20. a. jīn b. zhēn
21. a. xiǔ b. shǒu
22. a. kǔn b. hěn
23. a. shǎo b. xiǎo
24. a. zhǎng b. jiǎng
25. a. qū b. chū

SAMPLE

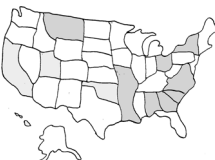
II. Tone Combination Exercise


Name that "tone": You will hear one word at a time. Write down the tones in the blank. Use 1-4 for the four tones, and 5 for neutral tones.


EXAMPLE: If you hear the word "Zhōngwén," you write "1 2" on the blank.

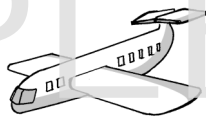



A.


1.  _____


2.  _____


3.  _____


4.  _____

5.  _____


6.  _____

7.  _____

8.  _____

9.  _____

10.  _____

11.  _____

12.  _____

**B. Multisyllabic Words**

- | | | |
|-----------|-----------|-----------|
| 1. _____ | 11. _____ | 21. _____ |
| 2. _____ | 12. _____ | 22. _____ |
| 3. _____ | 13. _____ | 23. _____ |
| 4. _____ | 14. _____ | 24. _____ |
| 5. _____ | 15. _____ | 25. _____ |
| 6. _____ | 16. _____ | 26. _____ |
| 7. _____ | 17. _____ | 27. _____ |
| 8. _____ | 18. _____ | 28. _____ |
| 9. _____ | 19. _____ | 29. _____ |
| 10. _____ | 20. _____ | 30. _____ |

SAMPLE



III. Initials and Simple Finals

Fill in the blanks with appropriate initials or simple finals.

- | | | | | | | | |
|--------------|-----|--------------|-----|--------------|------|--------------|-----|
| A. 1. | __a | A. 2. | p__ | A. 3. | __u | A. 4. | l__ |
| B. 1. | f__ | B. 2. | n__ | B. 3. | __i | B. 4. | __u |
| C. 1. | __a | C. 2. | l__ | C. 3. | l__ | C. 4. | __u |
| D. 1. | __u | D. 2. | t__ | D. 3. | n__ | D. 4. | n__ |
| E. 1. | __e | E. 2. | __u | E. 3. | __a | | |
| F. 1. | g__ | F. 2. | k__ | F. 3. | h__ | | |
| G. 1. | __u | G. 2. | __i | G. 3. | __u | | |
| H. 1. | j__ | H. 2. | q__ | H. 3. | x__ | | |
| I. 1. | __a | I. 2. | __e | I. 3. | __i | I. 4. | __u |
| J. 1. | __u | J. 2. | c__ | J. 3. | __u | J. 4. | __i |
| K. 1. | __i | K. 2. | s__ | K. 3. | __a | K. 4. | q__ |
| L. 1. | __a | L. 2. | __i | L. 3. | s__ | L. 4. | __u |
| M. 1. | c__ | M. 2. | __i | M. 3. | __u | M. 4. | __a |
| N. 1. | __u | N. 2. | r__ | N. 3. | ch__ | N. 4. | __e |



IV. Tones

Listen to the audio and mark the correct tone marks.

- | | | | | | | | |
|--------------|------|--------------|--------|--------------|------|--------------|-------|
| A. 1. | he | A. 2. | ma | A. 3. | pa | A. 4. | di |
| B. 1. | nü | B. 2. | re | B. 3. | chi | B. 4. | zhu |
| C. 1. | mo | C. 2. | qu | C. 3. | ca | C. 4. | si |
| D. 1. | tu | D. 2. | fo | D. 3. | ze | D. 4. | ju |
| E. 1. | lǚ | E. 2. | bu | E. 3. | xi | E. 4. | shi |
| F. 1. | gu | F. 2. | se | F. 3. | ci | F. 4. | ku |
| G. 1. | mang | G. 2. | quan | G. 3. | yuan | G. 4. | yue |
| H. 1. | yi | H. 2. | er | H. 3. | san | H. 4. | si |
| I. 1. | ba | I. 2. | qi | I. 3. | liu | I. 4. | wu |
| J. 1. | jiu | J. 2. | shi | J. 3. | tian | J. 4. | jin |
| K. 1. | mu | K. 2. | shui | K. 3. | huo | K. 4. | ren |
| L. 1. | yu | L. 2. | zhuang | L. 3. | qun | L. 4. | zhong |



V. Compound Finals

Fill in the blanks with compound finals.

- | | | | |
|------------------|------------------|-----------------|------------------|
| 1.a. zh__ | 1.b. t__ | 1.c. k__ | 1.d. j__ |
| 2.a. x__ | 2.b. q__ | 2.c. j__ | 2.d. d__ |
| 3.a. x__ | 3.b. zh__ | 3.c. t__ | 3.d. g__ |
| 4.a. sh__ | 4.b. b__ | 4.c. z__ | 4.d. q__ |
| 5.a. j__ | 5.b. d__ | 5.c. x__ | 5.d. ch__ |
| 6.a. zh__ | 6.b. l__ | 6.c. k__ | 6.d. j__ |
| 7.a. s__ | 7.b. x__ | 7.c. p__ | 7.d. ch__ |



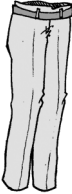
VI. Compound Finals and Tones


Fill in the blanks with compound finals and mark the appropriate tone marks.


- | | | | |
|------------------|------------------|------------------|------------------|
| 1.a. m__ | 1.b. zh__ | 1.c. sh__ | 1.d. zh__ |
| 2.a. sh__ | 2.b. t__ | 2.c. l__ | 2.d. b__ |
| 3.a. s__ | 3.b. j__ | 3.c. k__ | 3.d. d__ |
| 4.a. l__ | 4.b. q__ | 4.c. t__ | 4.d. x__ |
| 5.a. f__ | 5.b. p__ | 5.c. x__ | 5.d. j__ |
| 6.a. b__ | 6.b. j__ | 6.c. q__ | 6.d. t__ |
| 7.a. l__ | 7.b. g__ | 7.c. q__ | 7.d. x__ |

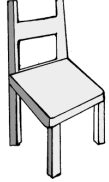
VII. Neutral Tones


Name that "tone": You will hear one word at a time. Write down the tones in the blanks. Use the numbers 1–4 for the four tones, and 5 for neutral tones.

1.  _____

2.  _____

3.  _____

4.  _____



 They are a family.

5. _____

6. _____


7. _____



 They are siblings.

8. _____

9. _____



 They are siblings.

10. _____

11. _____



VIII. Exercises on Initials, Finals, and Tones: Disyllabic Words

Put the letter of what you hear into the parentheses.

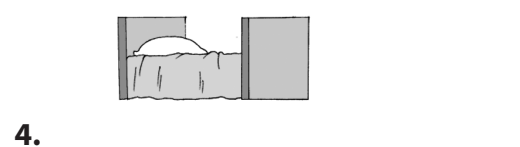
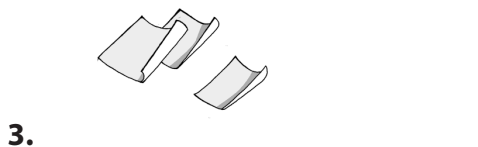
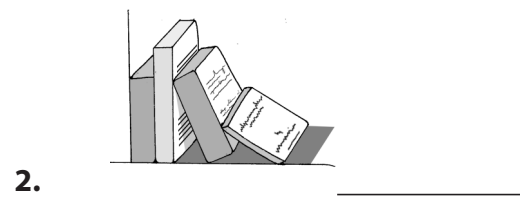

- () 1. a. làoshī b. lǎoshī c. lǎoshí teacher
- () 2. a. nǚ'ér b. nǚ'èr c. nǚ'ér daughter
- () 3. a. zhàopiàn b. zhāopiàn c. zháopiàn photograph






- () 4. a. wànfàn b. wǎnfān c. wǎnfàn dinner
- () 5. a. shēngrì b. shéngrì c. shěngrì birthday
- () 6. a. zāijiàn b. zàijiàn c. záijiàn goodbye
- () 7. a. xuéshēng b. xuèsheng c. xuésheng student
- () 8. a. diànyǐng b. diānyǐng c. diànyìng movie
- () 9. a. zuòtiān b. zuótīān c. zuótiàn yesterday
- () 10. a. suírán b. suīrán c. suīràn although
- () 11. a. xièxiè b. shèshe c. xièxie thanks
- () 12. a. kāfēi b. káfēi c. kāifēi coffee
- () 13. a. kēlè b. kělè c. kělà cola
- () 14. a. píngcháng b. pēngchán c. píngchèng normally
- () 15. a. gōngzuò b. gōngzhuò c. gōngzòu work
- () 16. a. piàoliàng b. piāoliang c. piàoliang beautiful
- () 17. a. wèntì b. wèntí c. wěntí questions
- () 18. a. rōngyì b. lóngyì c. róngyì easy
- () 19. a. kāishǐ b. kāixǐ c. kāisǐ begin
- () 20. a. lòudiǎn b. liùdiǎn c. liùdǎn six o'clock



IX. Exercises on Initials, Finals, and Tones: Monosyllabic Words

Transcribe what you hear into *pinyin* with tone marks.





X. Exercises on Initials, Finals, and Tones: Cities

Listen to the *pinyin* words in the left column and identify the cities they represent.

- | | | |
|------------------|---|----------------|
| EXAMPLE: Mài'āmì | → | Miami |
| () 1. Bōshìdùn | | a. Venice |
| () 2. Lúndūn | | b. Toronto |
| () 3. Niǔyuē | | c. Boston |
| () 4. Bālí | | d. Chicago |
| () 5. Zhījiāgē | | e. Seattle |
| () 6. Běijīng | | f. New York |
| () 7. Luòshānjī | | g. Paris |
| () 8. Duōlúnduō | | h. London |
| () 9. Xīyǎtú | | i. Beijing |
| () 10. Wēinísī | | j. Los Angeles |

XI. Exercises on Initials, Finals, and Tones: Countries

Transcribe what you hear into *pinyin* with tone marks and identify what countries they are.

EXAMPLE: Riběn



Japan

1. _____



2. _____



3. _____



4. _____



5. _____



6. _____



7. _____



8. _____



9. _____



10. _____



XII. Exercises on Initials, Finals, and Tones: American Presidents

Transcribe what you hear into *pinyin* with tone marks and identify which American presidents they are.

1. _____



2. _____



3. _____



4. _____



14 *Integrated Chinese • Level 1 Part 1 • Workbook*

- 5. _____ → _____
- 6. _____ → _____
- 7. _____ → _____
- 8. _____ → _____
- 9. _____ → _____
- 10. _____ → _____



The tones for the three characters on the sign are 2, 3, and 4. Can you pronounce what's on the sign? If you can, then you know how to say "emergency room" in Chinese.