

Integrated Chinese

Level 1 Part 1
Workbook
Simplified Characters

Third Edition

中文听说读写

**THIS IS A SAMPLE COPY FOR
PREVIEW AND EVALUATION, AND IS
NOT TO BE
REPRODUCED OR SOLD.**

© 2009 Cheng & Tsui Company. All rights reserved.

ISBN 978-0-88727-640-8 (paperback)

To purchase a copy of this book, please visit www.cheng-tsui.com.

To request an exam copy of this book, please write service@cheng-tsui.com.

Cheng & Tsui Company www.cheng-tsui.com Tel: 617-988-2400 Fax: 617-426-3669



Introduction

Pronunciation Exercises

I. Single Syllable

Listen carefully and circle the correct answer.



A. Simple Finals

- | | |
|----------|-------|
| 1. a. bā | b. bǔ |
| 2. a. kē | b. kā |
| 3. a. gū | b. gē |
| 4. a. pū | b. pō |
| 5. a. lú | b. lǔ |



B. Initials

- | | |
|------------|---------|
| 1. a. pà | b. bà |
| 2. a. pí | b. bí |
| 3. a. nán | b. mán |
| 4. a. fú | b. hú |
| 5. a. tīng | b. dīng |
| 6. a. tǒng | b. dǒng |
| 7. a. nán | b. lán |
| 8. a. niàn | b. liàn |
| 9. a. gàn | b. kàn |
| 10. a. kuì | b. huì |
| 11. a. kǎi | b. hǎi |
| 12. a. kuā | b. huā |

13. a. jiān b. qiān
14. a. yú b. qú
15. a. xiāng b. shāng
16. a. chú b. rú
17. a. zhá b. zá
18. a. zì b. cì
19. a. sè b. shè
20. a. sè b. cè
21. a. zhǒng b. jiǒng
22. a. shēn b. sēn
23. a. rù b. lù
24. a. xiào b. shào
25. a. qì b. chì



C. Compound Finals

1. a. tuō b. tōu
2. a. guǒ b. gǒu
3. a. duò b. dòu
4. a. diū b. dōu
5. a. liú b. lóu
6. a. yǒu b. yǔ
7. a. nǚ b. nǔ
8. a. lú b. lǔ
9. a. yuán b. yán
10. a. píng b. pín
11. a. làn b. luàn
12. a. huán b. hán
13. a. fèng b. fèn
14. a. bèng b. bèn
15. a. lún b. léng
16. a. bīn b. bīng
17. a. kěn b. kǔn

18. a. héng b. hóng
19. a. téng b. tóng
20. a. kēng b. kōng
21. a. pàn b. pàng
22. a. fǎn b. fǎng
23. a. mǐn b. míng
24. a. pēn b. pān
25. a. rén b. rán



D. Tones: First and Fourth (Level and Falling)

1. a. bō b. bò
2. a. pān b. pàn
3. a. wù b. wū
4. a. tà b. tā
5. a. qū b. qù
6. a. sì b. sī
7. a. fēi b. fèi
8. a. duì b. duī
9. a. xià b. xiā
10. a. yā b. yà



E. Tones: Second and Third (Rising and Low)

1. a. mǎi b. mái
2. a. fǎng b. fáng
3. a. tú b. tǔ
4. a. gé b. gě
5. a. wú b. wǔ
6. a. bǎ b. bá
7. a. zhǐ b. zhí
8. a. huǐ b. huí
9. a. féi b. fěi
10. a. láo b. lǎo



F. Tones: All Four Tones

- | | | | |
|--------|-------|----|-------|
| 1. a. | bà | b. | bā |
| 2. a. | pí | b. | pì |
| 3. a. | méi | b. | měi |
| 4. a. | wēn | b. | wěn |
| 5. a. | zǎo | b. | zāo |
| 6. a. | yōu | b. | yóu |
| 7. a. | guāng | b. | guǎng |
| 8. a. | cí | b. | cǐ |
| 9. a. | qì | b. | qí |
| 10. a. | mào | b. | máo |
| 11. a. | bǔ | b. | bù |
| 12. a. | kuàng | b. | kuāng |
| 13. a. | jú | b. | jǔ |
| 14. a. | qiáng | b. | qiǎng |
| 15. a. | xián | b. | xiǎn |
| 16. a. | yǒng | b. | yǒng |
| 17. a. | zú | b. | zū |
| 18. a. | suī | b. | suí |
| 19. a. | zhèng | b. | zhēng |
| 20. a. | chòu | b. | chóu |
| 21. a. | shuāi | b. | shuài |
| 22. a. | wǒ | b. | wò |
| 23. a. | yào | b. | yáo |
| 24. a. | huī | b. | huì |
| 25. a. | rú | b. | rù |



G. Comprehensive Exercise

- | | | | |
|-------|-------|----|-------|
| 1. a. | jiā | b. | zhā |
| 2. a. | chuí | b. | qué |
| 3. a. | chǎng | b. | qiǎng |
| 4. a. | xū | b. | shū |

- | | | | |
|--------|-------|----|-------|
| 5. a. | shuǐ | b. | xuě |
| 6. a. | zǎo | b. | zhǎo |
| 7. a. | zǎo | b. | cǎo |
| 8. a. | sōu | b. | shōu |
| 9. a. | tōu | b. | tuō |
| 10. a. | dǒu | b. | duǒ |
| 11. a. | duǒ | b. | zuǒ |
| 12. a. | mǎi | b. | měi |
| 13. a. | chóu | b. | qiú |
| 14. a. | yuè | b. | yè |
| 15. a. | jiǔ | b. | zhǒu |
| 16. a. | nǚ | b. | nǚ |
| 17. a. | zhú | b. | jú |
| 18. a. | jì | b. | zì |
| 19. a. | liè | b. | lüè |
| 20. a. | jīn | b. | zhēn |
| 21. a. | xiǔ | b. | shǒu |
| 22. a. | kǔn | b. | hěn |
| 23. a. | shǎo | b. | xiǎo |
| 24. a. | zhǎng | b. | jiǎng |
| 25. a. | qū | b. | chū |

II. Tone Combination Exercise

Name that "tone": You will hear one word at a time. Write down the tones in the blank. Use 1-4 for the four tones, and 5 for neutral tones.

EXAMPLE: If you hear the word "Zhōngwén," you write "1 2" on the blank.



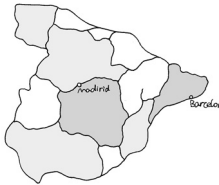
A.



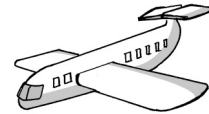
1. _____




2. _____



3. _____




4. _____



5. _____



6. _____



7. _____



8. _____




9. _____



10. _____



11. _____



12. _____

**B. Multisyllabic Words**

- | | | |
|-----------|-----------|-----------|
| 1. _____ | 11. _____ | 21. _____ |
| 2. _____ | 12. _____ | 22. _____ |
| 3. _____ | 13. _____ | 23. _____ |
| 4. _____ | 14. _____ | 24. _____ |
| 5. _____ | 15. _____ | 25. _____ |
| 6. _____ | 16. _____ | 26. _____ |
| 7. _____ | 17. _____ | 27. _____ |
| 8. _____ | 18. _____ | 28. _____ |
| 9. _____ | 19. _____ | 29. _____ |
| 10. _____ | 20. _____ | 30. _____ |



III. Initials and Simple Finals

Fill in the blanks with appropriate initials or simple finals.

- | | | | | | | | |
|-------------|-----|-------------|-----|-------------|------|-------------|-----|
| A.1. | __a | A.2. | p__ | A.3. | __u | A.4. | l__ |
| B.1. | f__ | B.2. | n__ | B.3. | __i | B.4. | __u |
| C.1. | __a | C.2. | l__ | C.3. | l__ | C.4. | __u |
| D.1. | __u | D.2. | t__ | D.3. | n__ | D.4. | n__ |
| E.1. | __e | E.2. | __u | E.3. | __a | | |
| F.1. | g__ | F.2. | k__ | F.3. | h__ | | |
| G.1. | __u | G.2. | __i | G.3. | __u | | |
| H.1. | j__ | H.2. | q__ | H.3. | x__ | | |
| I.1. | __a | I.2. | __e | I.3. | __i | I.4. | __u |
| J.1. | __u | J.2. | c__ | J.3. | __u | J.4. | __i |
| K.1. | __i | K.2. | s__ | K.3. | __a | K.4. | q__ |
| L.1. | __a | L.2. | __i | L.3. | s__ | L.4. | __u |
| M.1. | c__ | M.2. | __i | M.3. | __u | M.4. | __a |
| N.1. | __u | N.2. | r__ | N.3. | ch__ | N.4. | __e |

SAMPLE



IV. Tones

Listen to the audio and mark the correct tone marks.

- | | | | | | | | |
|-------------|------|-------------|--------|-------------|------|-------------|-------|
| A.1. | he | A.2. | ma | A.3. | pa | A.4. | di |
| B.1. | nü | B.2. | re | B.3. | chi | B.4. | zhu |
| C.1. | mo | C.2. | qu | C.3. | ca | C.4. | si |
| D.1. | tu | D.2. | fo | D.3. | ze | D.4. | ju |
| E.1. | lǜ | E.2. | bu | E.3. | xi | E.4. | shi |
| F.1. | gu | F.2. | se | F.3. | ci | F.4. | ku |
| G.1. | mang | G.2. | quan | G.3. | yuan | G.4. | yue |
| H.1. | yi | H.2. | er | H.3. | san | H.4. | si |
| I.1. | ba | I.2. | qi | I.3. | liu | I.4. | wu |
| J.1. | jiu | J.2. | shi | J.3. | tian | J.4. | jin |
| K.1. | mu | K.2. | shui | K.3. | huo | K.4. | ren |
| L.1. | yu | L.2. | zhuang | L.3. | qun | L.4. | zhong |



V. Compound Finals

Fill in the blanks with compound finals.

- | | | | |
|------------------|------------------|-----------------|------------------|
| 1.a. zh__ | 1.b. t__ | 1.c. k__ | 1.d. j__ |
| 2.a. x__ | 2.b. q__ | 2.c. j__ | 2.d. d__ |
| 3.a. x__ | 3.b. zh__ | 3.c. t__ | 3.d. g__ |
| 4.a. sh__ | 4.b. b__ | 4.c. z__ | 4.d. q__ |
| 5.a. j__ | 5.b. d__ | 5.c. x__ | 5.d. ch__ |
| 6.a. zh__ | 6.b. l__ | 6.c. k__ | 6.d. j__ |
| 7.a. s__ | 7.b. x__ | 7.c. p__ | 7.d. ch__ |



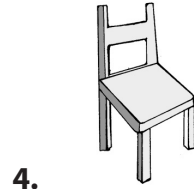

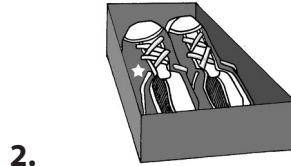

VI. Compound Finals and Tones



Fill in the blanks with compound finals and mark the appropriate tone marks.

- | | | | |
|------------------|------------------|------------------|------------------|
| 1.a. m__ | 1.b. zh__ | 1.c. sh__ | 1.d. zh__ |
| 2.a. sh__ | 2.b. t__ | 2.c. l__ | 2.d. b__ |
| 3.a. s__ | 3.b. j__ | 3.c. k__ | 3.d. d__ |
| 4.a. l__ | 4.b. q__ | 4.c. t__ | 4.d. x__ |
| 5.a. f__ | 5.b. p__ | 5.c. x__ | 5.d. j__ |
| 6.a. b__ | 6.b. j__ | 6.c. q__ | 6.d. t__ |
| 7.a. l__ | 7.b. g__ | 7.c. q__ | 7.d. x__ |

VII. Neutral Tones

Name that "tone": You will hear one word at a time. Write down the tones in the blanks. Use the numbers 1–4 for the four tones, and 5 for neutral tones.





VIII. Exercises on Initials, Finals, and Tones: Disyllabic Words

Put the letter of what you hear into the parentheses.


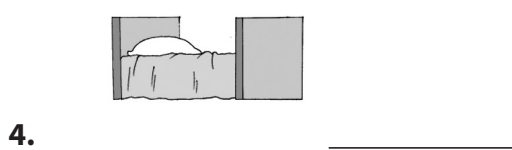
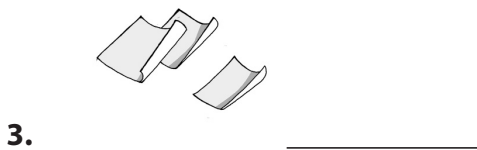
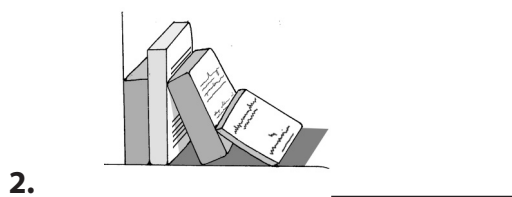

- | | | | | |
|--------|-------------|-------------|-------------|------------|
| () 1. | a. làoshī | b. lǎoshī | c. lǎoshí | teacher |
| () 2. | a. nǚ'ér | b. nǚ'èr | c. nǚ'ér | daughter |
| () 3. | a. zhàopiàn | b. zhāopiàn | c. zháopiàn | photograph |

- () 4. a. wànfàn b. wǎnfān c. wǎnfàn dinner
- () 5. a. shēngrì b. shéngrì c. shěngrì birthday
- () 6. a. zāijiàn b. zàijiàn c. záijiàn goodbye
- () 7. a. xuéshēng b. xuèsheng c. xuésheng student
- () 8. a. diànyǐng b. diānyǐng c. diànyìng movie
- () 9. a. zuòtiān b. zuótiān c. zuótian yesterday
- () 10. a. suírán b. suīrán c. suīràn although
- () 11. a. xièxiè b. shèshe c. xièxie thanks
- () 12. a. kāfēi b. káfēi c. kāifēi coffee
- () 13. a. kēlè b. kělè c. kělà cola
- () 14. a. píngcháng b. pēngchán c. píngchèng normally
- () 15. a. gōngzuò b. gōngzhuò c. gōngzòu work
- () 16. a. piàoliàng b. piāoliang c. piàoliang beautiful
- () 17. a. wèntì b. wèntí c. wěntí questions
- () 18. a. rōngyì b. lóngyì c. róngyì easy
- () 19. a. kāishǐ b. kāixǐ c. kāisǐ begin
- () 20. a. lǒudiǎn b. liùdiǎn c. liùdǎn six o'clock




IX. Exercises on Initials, Finals, and Tones: Monosyllabic Words

Transcribe what you hear into *pinyin* with tone marks.







7. _____



8. _____




9. _____



10. _____



11. _____



12. _____



X. Exercises on Initials, Finals, and Tones: Cities

Listen to the *pinyin* words in the left column and identify the cities they represent.

EXAMPLE: Mài'āmì → Miami

- | | |
|------------------|----------------|
| () 1. Bōshìdùn | a. Venice |
| () 2. Lúndūn | b. Toronto |
| () 3. Niǔyuē | c. Boston |
| () 4. Bālǐ | d. Chicago |
| () 5. Zhījiāgē | e. Seattle |
| () 6. Běijīng | f. New York |
| () 7. Luòshānjī | g. Paris |
| () 8. Duōlúnduō | h. London |
| () 9. Xīyǎtú | i. Beijing |
| () 10. Wēinísī | j. Los Angeles |

 **XI. Exercises on Initials, Finals, and Tones: Countries**

Transcribe what you hear into *pinyin* with tone marks and identify what countries they are.

EXAMPLE: Rìběn



Japan

1. _____



2. _____



3. _____



4. _____



5. _____



6. _____



7. _____



8. _____



9. _____



10. _____



 **XII. Exercises on Initials, Finals, and Tones: American Presidents**

Transcribe what you hear into *pinyin* with tone marks and identify which American presidents they are.

1. _____



2. _____



3. _____



4. _____



5. _____ → _____
6. _____ → _____
7. _____ → _____
8. _____ → _____
9. _____ → _____
10. _____ → _____



The tones for the three characters on the sign are 2, 3, and 4. Can you pronounce what's on the sign? If you can, then you know how to say "emergency room" in Chinese.