

欢迎：中学汉语课本

HUANYING

An Invitation to Chinese

**THIS IS AN UNCORRECTED
ADVANCE SAMPLE COPY, NOT TO
BE REPRODUCED OR SOLD**

This sample includes:

VOLUME 1 PART 1 WORKBOOK: Table of Contents, Unit 1
(Unit 1 consists of 5 lessons and a review lesson)

The Volume 1 Workbook is offered in two physical volumes:

Volume 1 Part 1 (first semester):

ISBN 978-0-88727-616-3

Volume 1 Part 2 (second semester):

ISBN 978-0-88727-705-4

PUBLICATION DATE: June 1, 2008

To purchase these books, please visit www.cheng-tsui.com.

To request exam copies of these books, please write marketing@cheng-tsui.com.

第一单元 同学们和我

UNIT 1 My Classmates and I

1.1

汉语拼音简介

A Brief Introduction to Chinese Pinyin

一·听力练习 LISTENING PRACTICE



1. Read the pinyin initials out loud as you listen to Audio Clip 1-1-1. For the purpose of pronouncing the syllables more easily, we have added a vowel in parentheses sound to each initial in the chart below.)

The 21 Initials

b(o)	p(o)	m(o)	f(o)
d(e)	t(e)	n(e)	l(e)
g(e)	k(e)	h(e)	
j(i)	q(i)	x(i)	
z(i)	c(i)	s(i)	
zh(i)	ch(i)	sh(i)	r(i)
y(i)	w(u)		



II. Read the pinyin finals out loud as you listen to Audio Clip 1-1-2. (Note that the words in the parentheses are variations of the spelling for the same vowel.)

The 36 Finals

a	ai	an	ang	ao				
o	ou	ong						
e	ei	en	eng	er				
i	ia (ya)	iao (yao)	ie (ye)	iu (iou, you)	ian (yan)	in (yin)	iang (yang)	ing (ying)
	iong (yong)							
u	ua (wa)	uo (wo)	uai (wai)	uei (wei)	uan (wan)	un (uen) (wen)	uang (wang)	ueng (weng)
ü	üe (yue)	üan (yuan)	ün (üen) (yun)					



III. Read the following groups of pinyin syllables out loud as you listen to Audio Clip 1-1-3.

- A. bā bá bǎ bà
 pō pó pǒ pò
 mā má mǎ mà
 dē dé dě dè
 tī tí tǐ tì
 nū nú nǔ nù
 lū lú lǔ lù
 fā fá fǎ fà
 gū gú gǔ gù
 kē ké kě kè
 hū hú hǔ hù
 lā lá lǎ là

B. shē shé shě shè
 zhī zhí zhǐ zhì
 chā chá chǎ chà
 rū rú rǔ rù
 zā zá zǎ zà
 sē sé sě sè
 cī cí cǐ cì
 jī jí jǐ jì
 qī qí qǐ qì
 xī xí xǐ xì
 rē ré rě rè
 xū xú xǔ xù

C. Lā dà jù, chě dà jù,
 Nǐ lái, wǒ qù.*

D. hān hán hǎn hàn
 cāi cái cǎi cài
 chāng cháng chǎng chàng
 lāo láo lǎo lào
 rēn rén rěn rèn
 pēng péng pěng pèng
 tōng tóng tǒng tòng
 diān dián diǎn diàn
 fēi féi fěi fèi

E. xiē xié xiě xiè
 cān cán cǎn càn
 qiāng qiáng qiǎng qiàng
 liāo liáo liǎo liào
 kuī kuí kuǐ kuì
 shēng shéng shěng shèng

*Please visit http://www.cheng-tsui.com/resource_center/huanying to read this rhyme in Chinese characters with English translations.

jiē jié jiě jiè
 zhān zhán zhǎn zhàn
 liū liú liǔ liù

F. quē qué quě què
 hēn hén hěn hèn
 chuān chuán chuǎn chuàn
 jiā jiá jiǎ jià
 xuē xué xuě xuè
 gōng góng gǒng gòng
 wēi wéi wěi wèi
 yīn yín yǐn yìn
 wēn wén wěn wèn

G. Yáng liǔ qīng, fang fēng zhēng.
 Yáng liǔ huáng, tī jiàn máng.*



IV. Test your knowledge: Listen to Audio Clip 1-1-4 and write the sounds you hear.

A. Write the initials for the words you hear.

Set 1

1. _____ 2. _____ 3. _____ 4. _____ 5. _____ 6. _____ 7. _____ 8. _____ 9. _____ 10. _____

Set 2

1. _____ 2. _____ 3. _____ 4. _____ 5. _____ 6. _____ 7. _____ 8. _____ 9. _____ 10. _____

B. Write the finals for the words you hear.

Set 1

1. _____ 2. _____ 3. _____ 4. _____ 5. _____ 6. _____ 7. _____ 8. _____ 9. _____ 10. _____

Set 2

1. _____ 2. _____ 3. _____ 4. _____ 5. _____ 6. _____ 7. _____ 8. _____ 9. _____ 10. _____

*Please visit http://www.cheng-tsui.com/resource_center/huanying to read this rhyme in Chinese characters with English translations.



V. Tones in combination: Read aloud the following groups of pinyin words as you listen to Audio Clip 1-1-5.

A. 1st tone + 1st tone

cānjiā sān tiān qīngchūn gōng bīng
tīngshuō gōng'ān pāndēng kōngjiān

1st tone + 2nd tone

Zhōngguó sēnlín gāoliáng Bōlán
gānquán fēngmáng kānchá wēixié

1st tone + 3rd tone

bīngxuě jiēguǎn shānjiǎn guāngpǔ
kuānzhǎi hē shuǐ sēnglǚ qiānbǐ

1st tone + 4th tone

biānjìng jiēdào huānlè kuānxiàn
shāmò sīzì hōngdòng shōuyì

B. 2nd tone + 1st tone

zuótiān qiánbiān méngjūn xióngxīn
línjū Táiwān dú shū yuánxiān

2nd tone + 2nd tone

báitáng chúmíng bóran wúcháng
mínsú pí máo suícóng Liáoníng

2nd tone + 3rd tone

yáoyuǎn qíngǎn péngyǒu huáixiǎng
jípǐn rénkǒu cóng shǔ láiwǎng

2nd tone + 4th tone

qiánjìng báihuà tiáojiàn wéihù
gémìng wénhuà liánxì lái qù

C. 3rd tone + 1st tone

lǎoshī língxiān shǎngguāng mǔqīn
guǎnjiā wǔgōng zuǒbiān kǎigē

3rd tone + 2nd tone

bǎnqiú	shǒutí	shěngchéng	rǒngcháng
gǒuxióng	yěmán	huǒchái	tǎnrán

3rd tone + 3rd tone (pay attention to tone changes)

tǎngyǐ	qǐcǎo	lǐcǎi	huǐsǔn
hǔkǒu	dǎohuǐ	cǎoběn	fǎwǎng

3rd tone + 4th tone

fǎilù	dǎoluàn	qǔdài	rěnsuǒ
shǎnshuò	tiěqì	xiǎn'è	tǐnglì

D. 4th tone + 1st tone

bào guān	jiàqī	kàngjī	lùewēi
wòchē	fùwēng	liàngguāng	guàng jiē

4th tone + 2nd tone

fèichú	fùzé	bàomíng	jiùyuán
gòngtóng	liànxí	yèyú	huàxué

4th tone + 3rd tone

fànguǎn	dàikuǎn	yòuxiǎo	rù'ěr
zànxǔ	wàngwǒ	mièhuǒ	rènkě

4th tone + 4th tone

yùnlǜ	guànchè	shìgù	qìfèn
zhàndòu	suànshù	fènnù	cìxù

E. 1st, 2nd, 3rd or 4th tone + neutral tone

gēge	xiānsheng	zhuōzi	māma
cūnzi	shūfu	xuésheng	jiějie
yǐzi	cìhou	xiàchang	shìqing
kuàizi	bàba	dìdi	mèimei

**VI. Test your knowledge: Listen to Audio Clip 1-1-6 and mark the correct tones.****A. Place tone marks on the following syllables.**

1. ma 2. wang 3. jiu 4. man 5. zhong 6. hei
7. tong 8. xue 9. ping 10. pin 11. gang 12. lu

B. Place tone marks on the first syllable of the following words.

1. lixiǎng 2. yanxí 3. zhongguó 4. qianbǐ
5. lüguǎn 6. kanshū 7. dianhuà 8. shentǐ

C. Place tone marks on the second syllable of the following words.

1. kāfei 2. gōngzuo 3. hēiban 4. míngcheng
5. zuòyong 6. chéngchuan 7. yǔfa 8. dǎqiu

**VII. Read the following children's rhymes after your teacher or by following along with Audio Clip 1-1-7.****A.**

Mā ma qí mǎ,
妈 妈 骑 马，
Mǎ màn,
马 慢，
Mā ma mà mǎ.
妈 妈 骂 马。

Mom is riding a horse,
the horse walks slowly,
Mom scolds the horse.

B.

Yī zhī xiǎo huā gǒu, dūn zài dà mén kǒu,
 一 只 小 花 狗， 蹲 在 大 门 口，
 Liǎng yǎn hēi yǒu yǒu, xiǎng chī ròu gú tóu.
 两 眼 黑 黝 黝， 想 吃 肉 骨 头。

A little spotted puppy stays at the door,
 With two black eyes fixed on the dog bone.

C.

Liǎng zhī lǎo hǔ, liǎng zhī lǎo hǔ,
 两 只 老 虎， 两 只 老 虎，
 Pǎo de kuài, pǎo de kuài,
 跑 得 快， 跑 得 快，
 Yī zhī méi yǒu yǎn jīng,
 一 只 没 有 眼 睛，
 Yī zhī méi yǒu wěi bā。
 一 只 没 有 尾 巴。
 Zhēn qí guài! Zhēn qí guài!
 真 奇 怪！ 真 奇 怪！

Two tigers, Two tigers,
 Running fast, running fast,
 One without eyes, one without a tail.
 How strange! How strange!

D.

Mǎn tiān xīng xīng, zhǎ zhǎ yǎn jīng.
 满 天 星 星， 眨 眨 眼 睛。
 Nà kē zuì liàng, zhào dào běi jīng.
 那 颗 最 亮， 照 到 北 京。

Stars fill up the sky, twinkling brightly.

The brightest one shines over Beijing.



VIII. Pinyin Review

A. Test your knowledge of pinyin by answering the following questions in English.

1. How many components does each pinyin word have? What are they?

2. How many initials does the Hanyu Pinyin sound system have?

3. How many finals does the Hanyu Pinyin sound system have?

4. How many tones does Mandarin have?

5. How are the each of the tones marked? Write an example of a word pronounced in each tone.

1st tone: _____

2nd tone: _____

3rd tone: _____

4th tone: _____

Neutral tone: _____

B. Practice for Mastery

1. Write out all the pinyin initials in the space given below.

2. Transcribe the following letters with tones indicated by numbers into proper pinyin with tone marks.

- | | | | |
|--------------|-------|-------------|-------|
| a. wo3men | _____ | b. zu3guo2 | _____ |
| c. shi4jie4 | _____ | d. ren2min2 | _____ |
| e. mei3li4 | _____ | f. ye2ye | _____ |
| g. xue2xiao4 | _____ | h. lao3shi1 | _____ |
| i. sheng1ri4 | _____ | j. kuai4le4 | _____ |

3. Read aloud the following rhyme, paying special attention to the tones.

Tiān	cāng	cāng,	yě	máng	máng,
天	苍	苍，	野	茫	茫，
Fēng	chuī	cǎo	dī	jiàn	niú yáng.
风	吹	草	低	见	牛羊。

The gray sky is vast, the land is boundless,
When wind blows the grass, herds are seen.

1.2

丁老师
Our Teacher

一·听力练习 LISTENING PRACTICE



I. Tone Recognition Practice

Below are six pairs of phrases. Each pair has the same spelling but different tones. Circle the ones you hear in Audio Clip 1-2-1.

- | | | | |
|---|------|---|------|
| A. shíshì
(current affairs) | 时事 | shìshí
(facts) | 事实 |
| B. rénmíng
(person's name) | 人名 | rènmìng
(to nominate) | 任命 |
| C. dàoguòlai
(to turn upside down) | 倒过来 | dǎoguòlai
(to switch) | 倒过来 |
| D. mǎi miànbāo
(to buy bread) | 买面包 | mài miànbāo
(to sell bread) | 卖面包 |
| E. búyào lán de
(not want the blue ones) | 不要蓝的 | búyào làn de
(not want the rotten one) | 不要烂的 |
| F. xūyào liànxí
(need practice) | 需要练习 | xūyào liánxì
(need to contact) | 需要联系 |



II. Place tone marks on the following pinyin words you hear in Audio Clip 1-2-2.

- | | | | |
|-------------------------------|------------------------------------|-------------------------------------|------------------------------------|
| A. nuqi
怒气
anger | B. nuqi
奴气
slavish obedience | C. huahuar
画画儿
draw a picture | D. huahuar
画花儿
draw a flower |
| E. youyi
有意
intentional | F. youyi
友谊
friendship | G. lianxi
练习
practice | H. lianxi
联系
contact |

I. tongzhi 同志 comrade	J. tongzhi 通知 announcement	K. jieji 阶级 social class	L. jieji 劫机 hijack a plane
-----------------------------	----------------------------------	--------------------------------	----------------------------------



III. Place tone marks on the following pinyin phrases you hear in Audio Clip 1-2-3.

- A. yiqiang rexue*
- B. yugong yishan
- C. yegong haolong
- D. jingdi zhiwa
- E. shuizhong laoyue
- F. hujia huwei

SAMPLE



IV. Mark the tones for the pinyin syllables you hear in Audio Clip 1-2-4.

- | | | | | | |
|---------|---------|---------|--------|----------|--------|
| A. ma | B. wang | C. jiu | D. man | E. zhong | F. hei |
| G. tong | H. xue | I. ping | J. pin | K. gang | L. lu |



V. Place the tone marks on the first syllable of the following words you hear in Audio Clip 1-2-5.

- | | | | |
|------------|-----------|-------------|-----------|
| A. lixiǎng | B. yanxí | C. zhongguó | D. qianbǐ |
| E. lǔguǎn | F. kanshū | G. dianhuà | H. shentǐ |

*Please visit http://www.cheng-tsui.com/resource_center/huanying to read these phrases in Chinese characters with English translations.

**VI. True or False?**

Listen to the dialogue recording from this lesson (Audio Clip 1-2-6). Based on the information in the dialogues, decide if the statements you hear in Audio Clip 1-2-6 are true (对) or false (错).

- | | | |
|--|---|---|
| A. The teacher's surname is Ma. | 对 | 错 |
| B. The female student is Maria. | 对 | 错 |
| C. The proper greeting to the teacher is "Nǐ hǎo!" | 对 | 错 |
| D. When class is over, the teacher says: "Zài jiàn!" | 对 | 错 |

**VII. Who's Speaking?**

Listen to the following five dialogues in Audio Clip 1-2-7. All the names mentioned in the dialogues are listed below. Draw a line between each pair of speakers who have exchanged names. One of the names is not mentioned.

Mù Lán	Xiǎo Míng
Yuēhàn	Wáng Lěi
Wáng Lǎoshi	Jiémǐ
Mǎlì	Mǎliyà
Mèng Xiǎolín	Dīng Lǎoshī

**VIII. Listen to what each person says in Audio Clip 1-2-8 and select the most appropriate response.**

- | | |
|-----------------|---------------------|
| A. 1. Nǐ hǎo. | 2. Nín hǎo. |
| B. 1. Nǐ hǎo. | 2. Nín hǎo. |
| C. 1. Nǐ hǎo. | 2. Zài jiàn. |
| D. 1. Zài jiàn. | 2. Wǒ shì Zhāng Lì. |
| E. 1. Zài jiàn. | 2. Nín hǎo. |



IX. In addition to “Nǐ hǎo” and “Nín hǎo,” there are other ways to greet people in Chinese. Some commonly used expressions are:

早！	Zǎo!	Morning!
早上好！	Zǎoshang hǎo!	Good morning!
晚上好！	Wǎnshang hǎo!	Good evening!
大家好！	Dàjiā hǎo!	Hello, everybody!

Word Bank

1. Nǐ hǎo.	2. Nín hǎo.	3. Nǐ zǎo.
4. Zǎoshang hǎo.	5. Wǎnshang hǎo.	6. Dàjiā hǎo.

Listen carefully as people greet each other in Audio Clip 1-2-9. Choose one expression from the above list and write its number next to the letter of the utterance.

A. _____ B. _____ C. _____ D. _____ E. _____ F. _____



X. In addition to “Zàijiàn,” there are other ways to say goodbye in Chinese. Some commonly used expressions are:

一会儿见！	Yīhuìr jiàn!	See you later!
明天见！	Míngtiān jiàn!	See you tomorrow!
学校见！	Xuéxiào jiàn!	See you at school!
再会！	Zàihùi!	Goodbye!

Word Bank

1. Zài jiàn!	2. Yīhuìr jiàn!	3. Míngtiān jiàn!
4. Xuéxiào jiàn!	5. Zàihùi!	

Listen carefully as people say goodbye to each other in Audio Clip 1-2-10. Choose one expression from the above list and write its number next to the letter of the utterance.

A. _____ B. _____ C. _____ D. _____ E. _____ F. _____



XI. Listen to Audio Clip 1-2-11 and fill in the blanks with the correct name. Please write in pinyin.

Person	Name
Person 1	
Person 2	
Person 3	
Person 4	

二 · 综合语言练习 INTEGRATED LANGUAGE PRACTICE

I. Who Are They?

You have met the three people depicted in the pictures below. Imagine that you run into them on campus. How would you greet them? Please write your greetings in Chinese characters in the spaces given.







II. Hello!

Imagine you and some classmates are doing community service at a children's hospital. How would you greet the following people, introduce yourself to them, and ask what their name is? Please record your answers on an audio recorder. You can also write your answers in Chinese characters in the space given.

Model: 你好! 我是汤姆。你呢?

1. _____



2. _____



SAMPLE

3. _____



4. _____



5. _____



6. _____



III. Mixer Activity: The Name Game

Step 1: Find out the names of your classmates, using the model 你好！我是汤姆。你呢？ Using Chinese characters, write one name per space until you fill all the spaces in the box.

Step 2: Listen to your teacher call out the students' names from the class roster. Cross out those names on your bingo grid. The first student to cross out four in a row (vertically, horizontally or diagonally) wins.

IV. Write a Caption

Study the following pictures and write a caption in Chinese characters indicating what each person is saying.

1. _____



2. _____



3. _____



4. _____



5. _____



6. _____



V. Match Them!

Match the characters in Column A with pinyin pronunciations in Column B and English meanings in Column C.

Column A

老师
你好!
汤姆
我
再见
您呢?
玛丽娅

Column B

Mǎliyà
Tāngmǔ
zài jiàn
nín ne?
nǐ hǎo
lǎoshī
wǒ

Column C

good bye
I
How about you?
Maria
Tom
Hello
teacher

VI. Crossword Puzzle

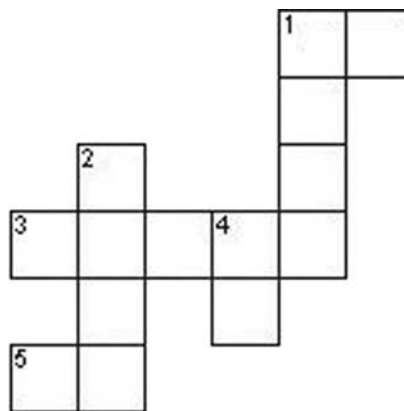
Translate the following sentences into Chinese, using characters; and then complete the crossword puzzle in characters.

Across:

- Hello!
- I am Teacher Ding.
- Tom

Down:

- You are a teacher.
- I am Tom.
- teacher



VII. Word Hunt

Follow the clues to find the hidden phrases and sentences in the word hunt. The phrases and sentences may be written vertically, horizontally, or diagonally, in any direction.

和	喝	自	曾	满	下	代	服	判	充
另	朋	什	娘	跳	位	姆	商	外	妹
候	枪	见	再	步	车	鱼	汤	你	定
攻	右	师	阳	左	印	毫	是	史	评
票	目	电	老	局	这	玛	星	层	师
娅	往	巴	值	丁	丽	你	络	雪	老
顺	丽	较	思	娅	是	呢	界	主	是
员	边	玛	丈	移	老	我	各	及	你
批	你	姆	汤	是	我	师	件	且	杂
耳	好	责	保	忘	奖	最	眼	枪	银

- 你好
- 老师
- 玛丽娅
- 汤姆
- 我是丁老师
- 再见
- 我是汤姆
- 你是玛丽娅
- 你呢
- 你是老师

三· 汉字练习 CHINESE CHARACTER PRACTICE

姓名：_____

1. Please write the characters in the correct stroke order.

nǐ	亻	ノ 亻 亻 亻 你 你 你 你	(7)				
你	你	你	你				
hǎo	女	㇇ 女 女 女 好 好 好	(6)				
好	好	好	好				
wǒ	戈	一 二 于 手 我 我 我	(7)				
我	我	我	我				
shì	日	丨 冂 日 日 旦 早 早 是 是	(9)				
是	是	是	是				
lǎo	耂	一 十 土 耂 老 老	(6)				
老	老	老	老				
shī	巾	丨 丨 丨 师 师 师 师	(6)				
师	师	师	师				
ne	口	丨 丨 丨 丨 丨 呢 呢 呢 呢	(8)				
呢	呢	呢	呢				
nín	心	ノ 亻 亻 亻 你 你 你 您 您 您	(11)				
您	您	您	您				
zài	冂	一 冂 冂 冂 再 再 再 再	(6)				
再	再	再	再				
jiàn	见	丨 丨 见 见	(4)				
见	见	见	见				

II. Read the following sentences to see if you can recognize all the characters. Then write these sentences in pinyin and English. Please look up any characters you don't recognize in your textbook.

1. 你好！

Pinyin: _____

English: _____

2. 我是老师。

Pinyin: _____

English: _____

3. 我是玛丽娅。

Pinyin: _____

English: _____

4. 再见！

Pinyin: _____

English: _____

5. 您好！

Pinyin: _____

English: _____

6. 你呢？

Pinyin: _____

English: _____

SAMPLE

1.3

大卫
David

一·听力练习 LISTENING PRACTICE



I. Listen to Audio Clip 1-3-1 and circle the syllable you hear from each pair.

- A. cheng sheng B. chang qiang
C. zha jia D. xie jie
E. quan chuan F. jue xue
G. qian chan H. ju chu



II. Listen to Audio Clip 1-3-2 and choose the word you hear from each pair.

- A. qǐng jìn tǐngjìn B. diǎn cài xiànzài
C. jiǎozi jiàozi D. dòufù dōu fù
E. xiǎojiē xiǎojiě F. fùwǔyuán fúwùyuan
G. cài sài H. xiǎomèi xiāomiè



III. Write the initials for the words you hear in Audio Clip 1-3-3.

- A. _____ B. _____ C. _____ D. _____ E. _____ F. _____
G. _____ H. _____ I. _____ J. _____ K. _____ L. _____
M. _____ N. _____ O. _____ P. _____ Q. _____ R. _____
S. _____ T. _____ U. _____



IV. Write the compound finals for the words you hear in Audio Clip 1-3-4.

- A. _____ B. _____ C. _____ D. _____ E. _____ F. _____
G. _____ H. _____ I. _____ J. _____ K. _____ L. _____
M. _____ N. _____ O. _____ P. _____ Q. _____ R. _____
S. _____ T. _____



V. Listen to the dialogue recording from this lesson (Audio Clip 1-3-5). Based on the information in the dialogues, decide if the statements you hear in Audio Clip 1-3-5 are true (对) or false (错).

Dialogue 1:

- | | | |
|--|---|---|
| 1. The two people in the conversation are Maria and Tom. | 对 | 错 |
| 2. Maria doesn't feel very well. | 对 | 错 |

Dialogue 2:

- | | | |
|---------------------------|---|---|
| 1. Maria knows David. | 对 | 错 |
| 2. David is Tom's friend. | 对 | 错 |
| 3. Tom is Maria's friend. | 对 | 错 |



VI. Listen to Audio Clip 1-3-6 and answer the multiple-choice questions.

- | | | |
|--|---|---|
| 1. How many people are there in the dialogue?
A. 2 B. 3 C. 4 | | |
| 2. Circle the names of the people who participated in this conversation.
Dàwèi Mùlán Lǎo Wáng Zhāng Lì | | |
| 3. True (对) or false (错)? | | |
| a. Zhang Xiansheng is Lao Wang's friend. | 对 | 错 |
| b. Mulan knows Zhang Li well. | 对 | 错 |
| c. Lao Wang is Mulan's friend. | 对 | 错 |
| d. Mulan has a friend by the name of Dawei. | 对 | 错 |

二 · 综合语言练习 INTEGRATED LANGUAGE PRACTICE**I. How do you say it in Chinese?**

Please record your answers on an audio recorder and write the correct Chinese characters in the spaces.

1. How are you?

2. Fine. Thank you!

3. And you?

4. Have you (two) met?

5. This is David.

6. He is my friend.

SAMPLE

II. Socializing

Now that you've met Teacher Ding, David, Maria, and Tom, how would you introduce them to your friend Kelly? Please record your answers. You may also write your introduction in Chinese characters in the space given below.

Model: 玛丽娅，你认识他吗？他是大卫。

(To David) 大卫，这是我朋友，玛丽娅。



1. 汤姆， _____
2. 玛丽娅， _____
3. 大卫， _____
4. 丁老师， _____

III. Pair Activity: Do You Know Each Other?

Work in pairs, one using A's sheet and the other using B's sheet. Take turns introducing the "students" in the right-hand column to your partner. After A introduces these "students" to B, B greets them and writes their names in Chinese characters in the space under each picture.

Model:

A: [Name of your partner], 你认识他吗？他是汤姆。

B: 汤姆，你好！

A's Sheet



Mǎlì



Jiékè



Líndá



Lìshā



Yuēhàn

B's Sheet



Mǎkè



Lǐlǐ



Kèwén



Shānmǔ



Àidéhuá

IV. Word Hunt

Translate the following words or sentences into pinyin, and then complete the word hunt. The phrases and sentences may be written vertically, horizontally, or diagonally, in any direction.

1. Hello!

2. Maria

3. Tom

4. Kelly

5. David

6. How are you?

7. Does he know you?

8. This is my friend.

9. Teacher Ding

10. This is my dad.

SAMPLE

11. I'm fine.

12. Goodbye!

13. Thank you!

E	O	T	E	P	T	A	R	E	N	S	H	I	N	I	M	A
A	I	D	S	F	A	N	D	O	D	K	Y	F	L	P	H	W
D	Z	G	S	V	D	S	O	M	T	K	O	B	C	D	Q	S
G	N	A	L	S	E	E	S	D	V	N	A	E	M	U	N	K
T	S	B	I	S	E	F	Y	W	F	E	T	I	A	U	I	G
T	M	D	Q	J	N	D	O	K	W	K	T	Z	L	E	H	E
E	A	A	S	D	I	N	G	L	A	O	S	H	I	I	A	X
A	L	H	T	R	R	A	A	A	I	E	H	X	Y	Z	O	I
O	I	S	A	R	E	Y	N	D	L	H	E	E	A	J	M	X
D	Y	E	P	G	N	S	M	R	N	I	E	J	N	I	A	Q
S	A	X	I	I	S	L	S	E	X	A	Q	D	C	H	D	X
K	E	E	M	Z	H	E	S	H	I	W	O	B	A	B	A	S
Z	H	E	S	H	I	W	O	P	E	N	G	Y	O	U	W	O
R	E	W	N	I	T	Z	R	M	E	U	N	L	I	G	E	R
N	I	H	A	O	A	S	R	C	A	D	B	M	E	I	I	F
H	T	A	N	G	M	U	S	T	J	R	Z	E	G	A	H	C
Z	Y	Q	Q	Y	A	Z	E	L	R	I	C	S	M	E	F	T

V. Rearrange the sentences in columns A and B to make the dialogues between Maria, David and Kelly logical.

Column A	Column B
1. 玛丽娅：你好吗，大卫？	A. 凯丽：你好！
2. 玛丽娅：我也很好。这是…？	B. 大卫：很好，谢谢！你呢？
3. 玛丽娅：你好！	C. 大卫：哦，玛丽娅，你认识她吗？她是我的朋友凯丽。

VI. Pair Activity: Character Bingo

Step 1

Choose 16 words from the word bank below and write them at random, with one in each square on the game board.

Step 2

Pair up with a partner, taking turns reading one term at a time from the word bank. Cross out each term as you read it. Listen carefully, and when your partner calls out a term that you have written in one of your squares, cross it out with an X while telling your partner: 我有 (yǒu, “I have”).

Remember: you are calling your partner’s bingo game and he is calling yours. The first player to cross out four terms in a row (horizontally, vertically or diagonally) is the winner. The winner should call out: “中了！” zhòng le, “I won!”).

Word Bank

很	谢谢	也	认识	他
这	朋友	你	好	我
是	老师	呢	您	再见
大卫	丁老师	玛丽娅	汤姆	吗

Bingo Grid

SAMPLE			

VII. Match Them!

Match the characters in Column A with pinyin pronunciations in Column B and English meanings in Column C.

Column A

很好
谢谢
怎么样
也
挺好的
唉
你们
认识
他
我们班
学生
这
的
朋友

Column B

tǐnghǎode
xuésheng
nǐmen
de
hěnhǎo
tā
zěnmeyàng
zhè
āi
wǒmen bān
xièxie
rènshi
yě
péngyou

Column C

this
you (plural)
how (is it)?
friend
our class
hey
thanks
possessive particle
he/him
quite good
student
very good
know (to recognize)
also

三. 汉字练习 CHINESE CHARACTER PRACTICE

姓名：_____

I. Write the characters following the correct stroke order.

ma	口	丨 冂 口 𠂇 吗 吗 (6)									
吗	吗	吗	吗								
hěn	彳	丶 彳 彳 彳 彳 彳 彳 很 很 很 (9)									
很	很	很	很								
xiè	讠	丶 讠 讠 讠 讠 讠 讠 讠 讠 讠 谢 谢 (12)									
谢	谢	谢	谢								
zěn	心	丶 冫 个 午 乍 乍 怎 怎 怎 (9)									
怎	怎	怎	怎								
me	丩	丶 么 么 (3)									
么	么	么	么								
yàng	木	一 十 才 才 木 木 样 样 样 样 (10)									
样	样	样	样								
yě	乙	丿 力 也 (3)									
也	也	也	也								
tǐng	扌	一 扌 扌 扌 扌 扌 扌 挺 挺 (9)									
挺	挺	挺	挺								
de	白	丶 亻 白 白 白 白 的 的 (8)									
的	的	的	的								
āi	口	丨 冂 口 𠂇 唉 唉 唉 唉 唉 (10)									
唉	唉	唉	唉								

rèn	讠	讠 讠 讠 讠	讠 讠 讠 讠															讠 讠 讠 讠 (4)	
认	讠	讠 讠 讠 讠	讠 讠 讠 讠																
shí	讠	讠 讠 讠 讠	讠 讠 讠 讠																讠 讠 讠 讠 (7)
识	讠	讠 讠 讠 讠	讠 讠 讠 讠																
tā	亻	亻 亻 亻 亻	亻 亻 亻 亻																亻 亻 亻 亻 (5)
他	亻	亻 亻 亻 亻	亻 亻 亻 亻																
men	亻	亻 亻 亻 亻	亻 亻 亻 亻																亻 亻 亻 亻 (5)
们	亻	亻 亻 亻 亻	亻 亻 亻 亻																
bān	王	王 王 王 王	王 王 王 王																王 王 王 王 (10)
班	王	王 王 王 王	王 王 王 王																
xué	子	子 子 子 子	子 子 子 子																子 子 子 子 (8)
学	子	子 子 子 子	子 子 子 子																
shēng	生	生 生 生 生	生 生 生 生																生 生 生 生 (5)
生	生	生 生 生 生	生 生 生 生																
zhè	讠	讠 讠 讠 讠	讠 讠 讠 讠																讠 讠 讠 讠 (7)
这	讠	讠 讠 讠 讠	讠 讠 讠 讠																
péng	月	月 月 月 月	月 月 月 月																月 月 月 月 (8)
朋	月	月 月 月 月	月 月 月 月																
yǒu	又	又 又 又 又	又 又 又 又																又 又 又 又 (4)
友	又	又 又 又 又	又 又 又 又																

II. Read the following sentences to see if you can recognize all the characters. Then write these sentences in pinyin and English. Please look up any characters you don't recognize in your textbook.

1. 你好吗？

Pinyin: _____

English: _____

2. 很好，谢谢。

Pinyin: _____

English: _____

3. 我也很好。

Pinyin: _____

English: _____

4. 你们认识他吗？

Pinyin: _____

English: _____

5. 他是大卫。

Pinyin: _____

English: _____

6. 这是我朋友，玛丽娅。

Pinyin: _____

English: _____

7. 这是我们班的学生。

Pinyin: _____

English: _____

SAMPLE

1.4

自我介绍
Introducing Myself

一·听力练习 LISTENING PRACTICE



I. Listen to Audio Clip 1-4-1 and add tone marks to the following words.

- A. renshi B. pengyou C. Shanghai
D. Hangzhou E. Hanyu F. laoshi



II. Listen to Audio Clip 1-4-2 and circle the correct pinyin spelling from each pair.

- A. chéng chěng B. xiè xiē C. bàng bāng D. pó pō
E. dǎ dá F. jiù jiǔ G. zhāng zhǎng H. qiǎo qiáo

III. Write the initials for the syllables you hear in Audio Clip 1-4-3.

- A. _____ B. _____ C. _____ D. _____
E. _____ F. _____ G. _____ H. _____
I. _____ J. _____ K. _____ L. _____



IV. Write the vowels for the syllables you hear in Audio Clip 1-4-4.

- A. _____ B. _____ C. _____ D. _____
E. _____ F. _____ G. _____ H. _____
I. _____ J. _____ K. _____ L. _____

**V. Listen to Audio Clip 1-4-5 and fill in the blanks with information you hear.****Dialogue 1**

A: 你好！我叫 _____ 。

B: 你好！我叫 _____ ，
我姓 _____ 。

A: 你住在 _____ 吗？

B: 不，我住在 _____ 。

A: 我住在 _____ 。

Dialogue 2

A: 玛丽， _____ ？

B: 很好。 _____ ！你呢？

A: 我也很好。你 _____ 吗？

B: 不学。我学习 _____ 。

**VI. Listen to the dialogues in Audio Clip 1-4-6 and fill in the missing information.**

Family name	Given name	Residence
	Danian	Beijing
Li		
	Jianhua	
	Xuemei	Nanwan
Ding		



VII. Listen to Audio Clip 1-4-7 and answer the questions in Chinese based on your personal experience.

1. _____

2. _____

3. _____

4. _____

5. _____

SAMPLE

二 · 综合语言练习 INTEGRATED LANGUAGE PRACTICE

I. How do you say it in Chinese?

Please record your answers on an audio recorder and write the correct Chinese characters in the spaces.

1. Hi, I am Kelly. My surname is Stein.

2. Do you live in Shanghai?

3. I live in Hong Kong. What about you?

4. I study Chinese.

5. Hi, my name is Tom Wang. My family also lives in Shanghai.

6. He doesn't live in Hangzhou. He lives in Shanghai.






7. I don't know Teacher Ding.

8. Tom doesn't study Chinese.

II. Pair Activity: What is His/Her Name?

Take turns choosing one picture at a time, and ask your partner the surname and the given name of the person in the picture.

Model: **A:** 她姓什么？ **B:** 她姓斯坦。○
 A: 她叫什么？ **B:** 她叫玛丽。○

	姓 (Surname)	名字 (Given Name)
	Sītǎn	Mǎlì
	Gāo	Mǎkè
	Bái	Kèwén
	Wáng	Jīng
	Shānběn	Yīdǎo

III. Study the following ID cards and business cards in pairs, and state each person's surname and given name. Then use Chinese to fill out the chart.






 No. 1
 北京第一小学
 2007-2008
 马学友








Wang Xue-mei
 Costume Designer
 National Opera House
 32010 Chang-an Rd, Suite 3309
 Beijing, China
 Tel: (01)8627-1999
 Fax: (01)8627-2000
 Email: wxm@noh.org.cn





Wang Xue-mei
 Costume Designer
 National Opera House
 32010 Chang-an Rd, Suite 3309
 Beijing, China
 Tel: (01)8627-1999
 Fax: (01)8627-2000
 Email: wxm@noh.org.cn



OFFICE SUPPLY
STAR
TEACHER
PROGRAM

 JOHN DOE
 MEMBER SINCE 1988

	姓	名字
1.		
2.		
3.		
4.		

IV. Mixer Activity: Glad to Meet You!

Fill out the following information card for yourself, and then interview three students sitting around you. Listen carefully to what they say and record their answers in Chinese.

Information card for yourself:

姓名：	
住址：	

Information cards for your interviewees:

姓名：	
住址：	

姓名：	
住址：	

姓名：	
住址：	

姓名：	
住址：	

V. Pair Activity: How Are You?

Choose the role of A or B and complete the conversations.

Conversation 1

1A: You start. Imagine that you are a teacher and are trying to get to know each new student. Complete the following conversation with your partner.

老师：你好！

学生：

老师：我叫丁汉林。

学生：

老师：你姓什么？

学生：

老师：你住哪儿？

学生：

1B: Listen carefully to what your teacher (played by your partner) says and respond according to the conversation below.

老师：

学生：您好！

老师：

学生：丁老师好！我叫大卫。

老师：

学生：我姓林。

老师：

学生：我住在上海。

Conversation 2

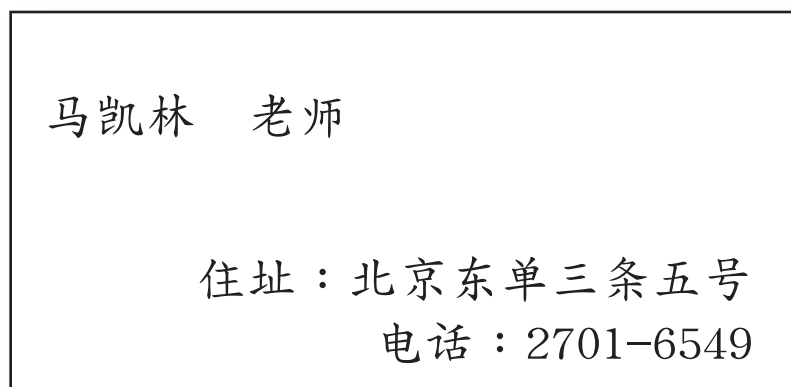
2A: You have just joined the Mandarin class. Everybody wants to get to know you. Listen carefully to what your classmate (played by your partner) says and complete the following conversation.

学生一：
 你：你好，大卫！我姓林，
 叫林丽。
 学生一：
 你：凯丽，你好！
 学生一：
 你：我住在上海。你呢？
 学生一：

2B: You start. A new Chinese student (played by your partner) has just joined your class. Introduce yourself to her and complete the following conversation.

你：你好！我叫大卫，姓
 格林。你呢？
 林丽：
 你：林丽，你认识她吗？她
 是我朋友，叫凯丽。
 林丽：
 你：林丽，你住在哪儿？
 林丽：
 你：我住在上海。凯丽住
 在杭州。

VI. Study the following business card and answer the questions in Chinese.



1. 他姓什么？ _____
2. 他叫什么名字？ _____
3. 他住在上海吗？ _____

VII. Mixer Activity: Mini-Dialogues

Step 1

Choose for yourself a role designated as 1A, 2B, etc., from the role cards on the next few pages.

Step 2

Circulate around the classroom and talk with each classmate until you find the person who can correctly complete the conversation according to your role card.

Step 3

In the space given at the bottom of your role card, write down the name of the person who can correctly complete the conversation with you.

1A

你：你好！

她/他：

你：我叫 Linda。

她/他：

你：是，我也学汉语。

她/他：

你：我住在上海。你呢？你也住在上海吗？

她/他叫 _____

1B

她/他：

你：你好！我叫 Tom。你呢？

她/他：

你：你也学汉语吗？

她/他：

你：你住在上海吗？

她/他：

你：不，我住在杭州。

她/他叫 _____

2A

你：你好！我是 Rosa。你呢？

她/他：

你：你姓什么？

她/他：

你：我也姓王。

她/他：

你：不，我住在上海。你呢？

她/他：

她/他叫 _____

2B

她/他：

你：你好，Rosa！我是 Michael。

她/他：

你：我姓王。你呢？

她/他：

你：你住在北京吗？

她/他：

你：我住在北京。

她/他叫 _____

3A

你：您好，格林老师！
 她/他：
 你：很好。谢谢您！您呢？
 她/他：
 你：格林老师，您认识他
 吗？他是我的朋友
 Jeff。
 她/他：
 你：格林老师，再见！

她/他叫 _____

3B

她/他：
 你：你好，凯丽！你好吗？
 她/他：
 你：我也很好。
 她/他：
 你：你好，Jeff！
 她/他：
 你：凯丽，再见！

她/他叫 _____

4A

你：玛丽娅，你好！
 她/他：
 你：你怎么样？
 她/他：
 你：也挺好的。

她/他叫 _____

4B

她/他：
 你：你好，大卫！
 她/他：
 你：挺好的。你呢？

她/他叫 _____

5A

你：你好！
 她/他：
 你：我叫林南。
 她/他：
 你：很好，谢谢！
 玛丽，你住在哪儿？

她/他叫 _____

5B

她/他：
 你：你好！我叫玛丽。你
 呢？
 她/他：
 你：你好吗，林南？
 她/他：
 你：我住在北京。

她/他叫 _____

6A

你：您好！我叫大卫，姓格
 林。您呢？
 她/他：
 你：丁老师，您好吗？
 她/他：
 你：我也很好。谢谢！
 她/他：
 你：丁老师，再见！

她/他叫 _____

6B

她/他：
 你：你好，大卫！我姓丁。
 叫我丁老师吧。
 她/他：
 你：很好。谢谢你！你呢，
 大卫？
 她/他：
 你：大卫，再见！

她/他叫 _____

7A

你：你好吗，凯丽？

她/他：

你：也很好。谢谢！

她/他：

你：学。你呢？

她/他：

你：凯丽，再见！

她/他：

她/他叫 _____

7B

她/他：

你：挺好的。你呢，汤姆？

她/他：

你：你学习汉语吗？

她/他：

你：我也学。

她/他：

你：再见！

她/他叫 _____

8A

你：你好！我姓汤，叫汤汉林。你呢？

她/他：

你：你住在北京吗？

她/他：

你：是吗？我也住在上海。

她/他叫 _____

8B

她/他：

你：你好，汉林。我叫王丽娅。

她/他：

你：我不住在北京。我住在上海。

她/他叫 _____

<p>9A</p> <p>你：你好。我叫玛丽娅，姓罗西尼。</p> <p>她/他：</p> <p>你：对，我住在上海。你呢？</p> <p>她/他叫 _____</p>	<p>9B</p> <p>她/他：</p> <p>你：你好！我叫王汤姆。你住在上海吗？</p> <p>她/他：</p> <p>你：我也住在上海。</p> <p>她/他叫 _____</p>
---	---

VIII. Match Them!

Match the characters in Column A with pinyin pronunciations in Column B and English meanings in Column C.

Column A

叫
大家
住
在
不
家
你们
学习
汉语
哪儿
什么
姓
名字

Column B

nǐmen
xuéxí
zhù
jiào
míngzi
nǎr
xìng
jiā
zài
shénme
bù
Hànyǔ
dàjiā

Column C

name
study, learn
where
everybody, everyone
given name is, full name is
what
no, not
surname (is)
Chinese (language)
family
live
you (plural)
in, at

IX. Pair Activity: Proper Nouns Bingo

Choose nine words from the word bank below and write them at random, with one in each square on the game board. Then, pair up with a partner, taking turns reading one term at a time from the word bank. When your partner calls out a term that you have written in one of your squares, cross it out with an X while telling your partner: 我有 (yǒu, “I have”).

Remember: you are calling your partner’s bingo game and he is calling yours. The first player to cross out four terms in a row (horizontally, vertically or diagonally) is the winner. The winner should call out: “中了!” (zhòng le, “I won!”).

Word Bank

凯丽	斯坦纳	上海	杭州
香港	罗西尼	格林	玛丽娅
大卫	汤姆	丁	王

Bingo Grid

三. 汉字练习 CHINESE CHARACTER PRACTICE

姓名：_____

1. Write the characters following the correct stroke order.

jiào	口	丨 冂 口 叫 叫 (5)									
叫	叫	叫	叫								
shén	亻	ノ 亻 什 什 (4)									
什	什	什	什								
míng	口	ノ 夕 夕 夕 名 名 (6)									
名	名	名	名								
zì	子	丶 宀 宀 字 字 字 (6)									
字	字	字	字								
xìng	女	丨 女 女 女 女 女 姓 姓 (8)									
姓	姓	姓	姓								
zhù	亻	ノ 亻 亻 住 住 住 住 (7)									
住	住	住	住								
zài	土	一 ナ 才 在 在 在 (6)									
在	在	在	在								
bù	一	一 丿 不 不 (4)									
不	不	不	不								
jiā	宀	丶 宀 宀 宀 字 字 字 家 家 (10)									
家	家	家	家								
nǎ	口	丨 冂 口 叮 叮 叮 哪 哪 (9)									
哪	哪	哪	哪								

er 儿) 儿 (2)														
儿	儿	儿	儿															
xí 习) 习 (3)														
习	习	习	习															
Hàn 汉) 汉 (5)														
汉	汉	汉	汉															
yǔ 语) 语 (9)														
语	语	语	语															
dà 大) 大 (3)														
大	大	大	大															

II. Read the following sentences to see if you can recognize all the characters. Then write these sentences in pinyin and English. Please look up any characters you don't recognize in your textbook.

1. 我叫玛丽娅，姓罗西尼。

Pinyin: _____

English: _____

2. 我不住在杭州。

Pinyin: _____

English: _____

3. 他不学习汉语。

Pinyin: _____

English: _____

4. 我不认识他。

Pinyin: _____

English: _____

5. 认识你我很高兴。

Pinyin: _____

English: _____

6. 你叫什么名字？

Pinyin: _____

English: _____

7. 你住在哪儿？

Pinyin: _____

English: _____

SAMPLE

1.5

电话和电子邮件 Telephone and Email

一·听力练习 LISTENING PRACTICE



I. Listen to Audio Clip 1-5-1 and write down the numbers that you hear.

- A. _____ B. _____ C. _____ D. _____
- E. _____ F. _____ G. _____ H. _____



II. Listen to the automated recording of a school's phone directory (Audio Clip 1-5-2) and write down the phone numbers in the spaces given below.

- A. Lǐ Lǎoshī _____
- B. Zhū Lǎoshī _____
- C. Dīng Lǎoshī _____
- D. Wáng Lǎoshī _____
- E. Yīn Lǎoshī _____
- F. Hú Lǎoshī _____



III. Write the pinyin spellings for the words you hear in Audio Clip 1-5-3.

- A. _____ B. _____ C. _____ D. _____
- E. _____ F. _____ G. _____ H. _____
- I. _____ J. _____ K. _____ L. _____



IV. Write the vowels for the words you hear in Audio Clip 1-5-4.

- A. _____ B. _____ C. _____ D. _____
- E. _____ F. _____ G. _____ H. _____
- I. _____ J. _____ K. _____ L. _____

**V. True or False?**

Listen to the recordings of Dialogues 1 and 2 from this lesson (Audio Clip 1-5-5) Based on the information in the dialogues, decide if the statements you hear in Audio Clip 1-5-5 are true (对) or false (错).

Dialogue 1

	1	2	3
对			
错			

Dialogue 2

	1	2	3
对			
错			

**VI. Listen to the dialogue in Audio Clip 1-5-6 and complete the multiple-choice questions below.**

- This conversation is most likely to take place
 - in a store.
 - on the phone.
 - in a school.
- The first speaker would like to
 - speak to David.
 - make a phone call to 6294-5201.
 - make an apology.

二·综合语言练习 INTEGRATED LANGUAGE PRACTICE

I. Write the following phone numbers in Chinese.

1. 你家的电话号码： _____
2. 你的手机号码： _____
3. 你好友的电话号码： _____

II. How do you say it in Chinese?

Please record your answers on an audio recorder and write the correct Chinese characters in the spaces.

1. Excuse me, are you Anna?

SAMPLE

2. Do you know David?

3. My phone number is ...

4. I'm glad to meet you!

5. I'm sorry.

6. Don't mention it!

III. Study the business card below and answer the questions in Chinese.

四方唱片公司
王丽凯 经理
地址：北京东单三条1号
电话：4321-9876
手机：13246579800
电邮：WLK@123.COM

1. 她叫什么名字？

2. 她住在哪儿？

3. 你知道她的电话号码吗？

4. 她有手机吗？他的手机号码是多少？

5. 她的电子邮件是什么？

IV. Pair Activity: Chinese Table

You are at the first meeting of a new campus language club, “Chinese Table,” and are eager to strike a conversation in Chinese with other club members. How would you complete the following conversation?

Step 1: Please complete the following dialogue by writing down your responses. You can write either in pinyin or in characters.

学生一：你好！我叫卫林。

你：_____

学生一：很高兴认识你。你好吗？

你：_____

学生一：你住在上海吗？

你：_____

学生一：我住在上海。你学汉语吗？

你：_____

学生一：这是我的电子邮件。你的呢？

你：_____

Step 2: Now, pair up with a classmate, decide who will play the role of 学生一 first so that the other person gets a chance to say his/her responses. Afterward, switch roles.

V. Group Activity: The Spy Game

Step 1: Imagine yourself working as a CIA agent in Asia. Who would you like to be? From the following table, choose an identity for yourself. You must choose a first name, a last name, your residence, and a phone number. Create an email address for yourself.

First Name	Last Name	Residence	Phone #	Email
大朋	丁	上海	4593-6102	
小丽	林	Běijīng 北京	4982-7643	
卫林	谢	香港	9543-2468	
凯丽	马	Guǎngzhōu 广州	1923-0134	
学文	汤	杭州	4937-5721	

Step 2: With your classmates, form a small group of four people and introduce the new “you” to your group. You can write down what you’d like to say in the space given below.

Step 3: While listening to your group members’ introductions, fill out the following information card for them. You can write in pinyin or characters.

姓什么？	叫什么？	住在哪儿？	电话号码	电子邮件

VI. Pair Activity: Character Bingo

Follow the instructions for Character Bingo in Unit 1.3.

Word Bank

电话	谢谢	高兴	认识	格林
上海	不	住在	凯丽	请问
香港	姓	叫	您	汉语
的	电话号	对不起	没关系	学习

Bingo Grid

VII. Match Them!

Match the characters in Column A with pinyin pronunciations in Column B and English meanings in Column C.

Column A

电话
号码
多少
请问
对不起
没关系
高兴
知道
手机
不客气

Column B

zhīdào
gāoxìng
bù kèqì
diànhuà
méiguānxì
duìbùqǐ
hàomǎ
shǒujī
qǐngwèn
duōshao

Column C

to know (a fact)
excuse me
don't be polite
(telephone or street) number
glad
cell phone
I am sorry
telephone
that's all right, no problem
how many/what's the number

三·汉字练习 CHINESE CHARACTER PRACTICE

姓名：_____

I. Write the characters following the correct stroke order.

diàn	田	丨 冂 日 日 电	(5)
电	电	电	电
huà	讠	讠 讠 讠 讠 讠 讠 讠 讠	(8)
话	话	话	话
hào	口	丨 冂 口 口 号	(5)
号	号	号	号
mǎ	石	一 丿 丨 石 石 石 码 码	(8)
码	码	码	码
duō	夕	丿 夕 夕 夕 夕 夕	(6)
多	多	多	多
shǎo	小	丨 亅 小 少	(4)
少	少	少	少
zǐ	子	㇇ 了 子	(3)
子	子	子	子
yóu	卩	丨 冂 日 由 由 邮 邮	(7)
邮	邮	邮	邮
jiàn	亻	丿 亻 亻 亻 仁 件	(6)
件	件	件	件
qǐng	讠	讠 讠 讠 讠 讠 讠 讠 讠	(10)
请	请	请	请

wèn	问	丶 丨 门 问 问 问 问 (6)							
问	问	问	问						
duì	对	㇇ 又 又 对 对 (5)							
对	对	对	对						
qǐ	起	一 十 土 丰 丰 丰 走 起 起 起 (10)							
起	起	起	起						
méi	没	丶 丶 丶 丶 汜 没 没 (7)							
没	没	没	没						
guān	关	丶 丶 丶 兰 关 关 (6)							
关	关	关	关						
xì	系	一 丿 丿 丿 系 系 系 (7)							
系	系	系	系						
gāo	高	丶 一 一 一 一 高 高 高 高 (10)							
高	高	高	高						
xìng	兴	丶 丶 丶 兴 兴 兴 (6)							
兴	兴	兴	兴						
zhī	知	丿 一 一 一 知 知 知 知 (8)							
知	知	知	知						
dào	道	丶 丶 一 一 一 首 首 首 首 道 道 (12)							
道	道	道	道						

shǒu	手	一 二 三 手 (4)									
手	手	手	手								
jī	机	一 十 才 木 机 (6)									
机	机	机	机								
kè	客	宀 宀 宀 宀 宀 宀 宀 宀 宀 宀 宀 宀 (9)									
客	客	客	客								
qì	气	丿 勹 勹 气 (4)									
气	气	气	气								

II. Read the following sentences to see if you can recognize all the characters. Then write these sentences in pinyin and English. Please look up any characters you don't recognize in your textbook.

1. 对不起！

Pinyin: _____

English: _____

2. 没关系！

Pinyin: _____

English: _____

3. 请问，你是玛丽安吗？

Pinyin: _____

English: _____

4. 我家的电话号码是 8617-8998。

Pinyin: _____

English: _____

5. 你的手机号码呢？

Pinyin: _____

English: _____

6. 认识你很高兴。

Pinyin: _____

English: _____

7. 不客气！

Pinyin: _____

English: _____

SAMPLE

1.6

第一单元复习

Review of Unit 1

综合语言练习 INTEGRATED LANGUAGE PRACTICE


I. Mixer Activity: At a Party

Suppose you are at a party. Go around the classroom to greet your classmates and say a few things about yourself. Greet at least three people.

II. Pair Activity: At SPCA (Society to Prevent Cruelty to Animals)

One of you is volunteering at SPCA and the other is thinking about adopting a pet. As a volunteer, you need to introduce the “dogs and cats up for adoption” to the potential adopter. As a potential adopter, you want to know as much as possible about the pet you are interested in, such as its name, age, likes and dislikes, where it is from, etc. Ask your partner questions to find out this information.

FOR ADOPTION



III. Vocabulary Review

In the following groups of words, all words except one are related by meaning. Please find the one that does not belong to the group.

- A. 我 你 好 他
- B. 学习 汉语 老师 高兴
- C. 好 八 一 四
- D. 再见 认识 谢谢 你好
- E. 你们 你 姓 您
- F. 很 住 号 在

IV. Pair Activity: Build a Word Pyramid

Take turns adding one word to the pyramid at a time. After you have built the pyramid, count how many characters are in the bottom line. The team that has the most characters in correct sentence structure wins. Our model uses 你 but you can start with any character.

Model

你


你好

你很好

你很好吗

你们很好吗

你们不很好吗



V. Rearrange the words to make a sentence.

1. 朋友 他 玛丽娅 是 的

2. 我 高兴 你 很 认识

3. 在 住 也 吗 你 上海

4. 八 三 七 六 五 四 五 一 电 话 是 我 的

5. 他 请 问 老 师 是 汉 语 吗

6. 也 你 们 汉 语 吗 学 习

VI. Read the following dialogue and answer the questions in Chinese.

A: 你好！

B: 你好！

A: 我叫玛丽，你呢？

B: 我叫玛丽娅。认识你很高兴。

A: 我也很高兴。你家住在上海吗？

B: 是的。你呢？

A: 我家住在北京。你学习汉语吗？

B: 是的。丁老师是我的汉语老师。她很好。你也学习汉语吗？

A: 我也学习汉语。丁老师也是我的汉语老师。

B: 很高兴认识你。我的电话是六三五一一二三七。你的呢？

A: 我的是六三八九四一零零。

B: 再见！

A: 再见！

Questions

1. 玛丽娅家住在北京吗？

2. 玛丽家住在北京吗？

3. 玛丽娅学习汉语吗？





4. 玛丽也学习汉语吗？

5. 丁老师是玛丽的汉语老师吗？

6. 玛丽娅的汉语老师姓丁吗？

VII. Categorize the following Chinese characters according to their structures.

你，吗，不，住，学，汉，语，老，电，三，高，兴，
 认，是，零，号，也，大，上，京

Structure	Name	Characters					
	Single structure						
	Left and right structure						
	Up and down structure						
	Up, middle and down structure						

