

Adventures
in Japanese 1

Workbook


SAMPLE

33107L Cheng

SAMPLE

33107L Cheng

アドベンチャー
日本語 1



33107L Cheng

SAMPLE

33107L Cheng

Adventures
in Japanese 1
Workbook

SAMPLE

Hiromi Peterson and Misako Steverson

Illustrated by Michael Muronaka



Cheng & Tsui Company

33107L Cheng

Copyright © 2004, 1998 Hiromi Peterson

All rights reserved. No part of this publication may be reproduced or transmitted in any form or by any means, electronic or mechanical, including photocopying, recording, scanning, or any information storage or retrieval system, without written permission from the publisher.

SAMPLE

2004 Edition

10 09 08

7 6 5 4 3

Published by

Cheng & Tsui Company
25 West Street
Boston, MA 02111-1213 USA
Fax (617) 426-3669
www.cheng-tsui.com
“Bringing Asia to the World”™

Printed in Canada

Adventures in Japanese Vol. 1 Workbook, 2004 Edition:
ISBN 0-88727-450-1

Companion textbooks, workbooks, hiragana/katakana workbooks, flashcards, and audio products for this and other levels of the *Adventures in Japanese* series are also available from the publisher.

33107L Cheng

ADVENTURES IN JAPANESE 1 WORKBOOK

CONTENTS

L.1	はじめまして	How do you do?	1
L.2	にほんごのきょうしつ	Japanese Classroom	3
L.3	かぞく	Family	5
L.4	まいにち	Everyday	19
L.5	しゅみ	Hobbies	31
L.6	とくちょう	Characteristics	43
L.7	どようび	Saturday	55
L.8	ふくしゅう	Review	67
L.9	きのう	Yesterday	77
L.10	がっこう	School	83
L.11	かもく	Subjects	95
L.12	びょうき	Sickness	109
L.13	かいもの	Shopping	123
L.14	ランチタイム	Lunchtime	139
L.15	たんじょうパーティー	Birthday Party	153
L.16	ふくしゅう	Review	165

HIRAGANA

	W	R	Y	M	H	N	T	S	K		
ん n	わ	ら	や	ま	は	な	た	さ	か	あ	A
		り		み	ひ	に	ち chi	し shi	き	い	I
		る	ゆ	む	ふ	ぬ	つ tsu	す	く	う	U
		れ		め	へ	ね	て	せ	け	え	E
	を o	ろ	よ	も	ほ	の	と	そ	こ	お	O

(particle)

P	B		D	Z	G	
ぱ	ば		だ	ざ	が	A
び	び		ぢ ji	じ ji	ぎ	I
ぷ	ぶ		づ zu	ず zu	ぐ	U
ぺ	べ		で	ぜ	げ	E
ぽ	ぼ		ど	ぞ	ご	O

KATAKANA

	W	R	Y	M	H	N	T	S	K		
ン n	ワ	ラ	ヤ	マ	ハ	ナ	タ	サ	カ	ア	A
		リ		ミ	ヒ	ニ	チ chi	シ shi	キ	イ	I
		ル	ユ	ム	フ	ヌ	ツ tsu	ス	ク	ウ	U
		レ		メ	ヘ	ネ	テ	セ	ケ	エ	E
	ヲ o	ロ	ヨ	モ	ホ	ノ	ト	ソ	コ	オ	O

(particle)

P	B		D	Z	G	
パ	バ		ダ	ザ	ガ	A
ピ	ビ		ヂ ji	ジ ji	ギ	I
プ	ブ		ヅ zu	ズ zu	グ	U
ペ	ベ		デ	ゼ	ゲ	E
ポ	ボ		ド	ゾ	ゴ	O

SAMPLE

33107L Cheng

アドベンチャー日本語 1

Lesson 1 Listening Exercises



なまえ: _____

ひづけ: _____

You may not know all the Japanese on the CD, but use your best knowledge and imagination!

I. Write down the telephone numbers you will hear on the CD.

1. _____ 3. _____
2. _____ 4. _____

II. Write down the page numbers you will hear.

1. _____ 3. _____ 5. _____ 7. _____
2. _____ 4. _____ 6. _____ 8. _____

III. Write down the name of the person who is introducing himself/herself.

1. _____ 4. _____
2. _____ 5. _____
3. _____ 6. _____

IV. When are these people greeting each other and who are they? Circle.

1. Time: morning afternoon evening leaving People: teacher and student 2 students
2. Time: morning afternoon evening leaving People: teacher and student 2 students
3. Time: morning afternoon evening leaving People: teacher and student 2 students
4. Time: morning afternoon evening leaving People: teacher and student 2 students
5. Time: morning afternoon evening leaving People: teacher and student 2 students

V. What kind of weather is it? Circle.

1. (hot cold cool) 2. (hot cold cool) 3. (hot cold cool)

VI. A student is taking attendance. Who is absent and who is tardy?

Absent student: _____ Tardy student: _____

VII. Listen to the conversation. Where are the *hiragana*?

The *hiragana* near the speaker is _____. The *hiragana* near the listener is _____.

The *hiragana* distant from both the speaker and the listener is _____.

VIII. Write down the *hiragana* you hear.

- | | | | | | | |
|-----|---|--|--|-------|---|-----------------|
| 1. | <table border="1"><tr><td> </td><td> </td><td> </td></tr></table> | | | | is blue | |
| | | | | | | |
| 2. | <table border="1"><tr><td> </td><td> </td><td> </td></tr></table> | | | | Keiko (a Japanese girl's name) | |
| | | | | | | |
| 3. | <table border="1"><tr><td> </td><td> </td><td> </td></tr></table> | | | | No | |
| | | | | | | |
| 4. | <table border="1"><tr><td> </td><td> </td></tr></table> | | | a lie | | |
| | | | | | | |
| 5. | <table border="1"><tr><td> </td><td> </td><td> </td></tr></table> | | | | <i>sushi</i> (Japanese food) [polite] | |
| | | | | | | |
| 6. | <table border="1"><tr><td> </td><td> </td><td> </td></tr></table> | | | | world | |
| | | | | | | |
| 7. | <table border="1"><tr><td> </td><td> </td><td> </td><td> </td></tr></table> | | | | | foreign country |
| | | | | | | |
| 8. | <table border="1"><tr><td> </td><td> </td><td> </td></tr></table> | | | | <i>sake</i> (Japanese rice wine) [polite] | |
| | | | | | | |
| 9. | <table border="1"><tr><td> </td><td> </td></tr></table> | | | key | | |
| | | | | | | |
| 10. | <table border="1"><tr><td> </td><td> </td><td> </td></tr></table> | | | | machine | |
| | | | | | | |



なまえ: _____


ひづけ: _____

You may not know all the Japanese on the CD, but use your best knowledge and imagination!


I. What did the teacher say? Write the correct number in the ().



()



()



()



()




()




()




()



()



()



()



()

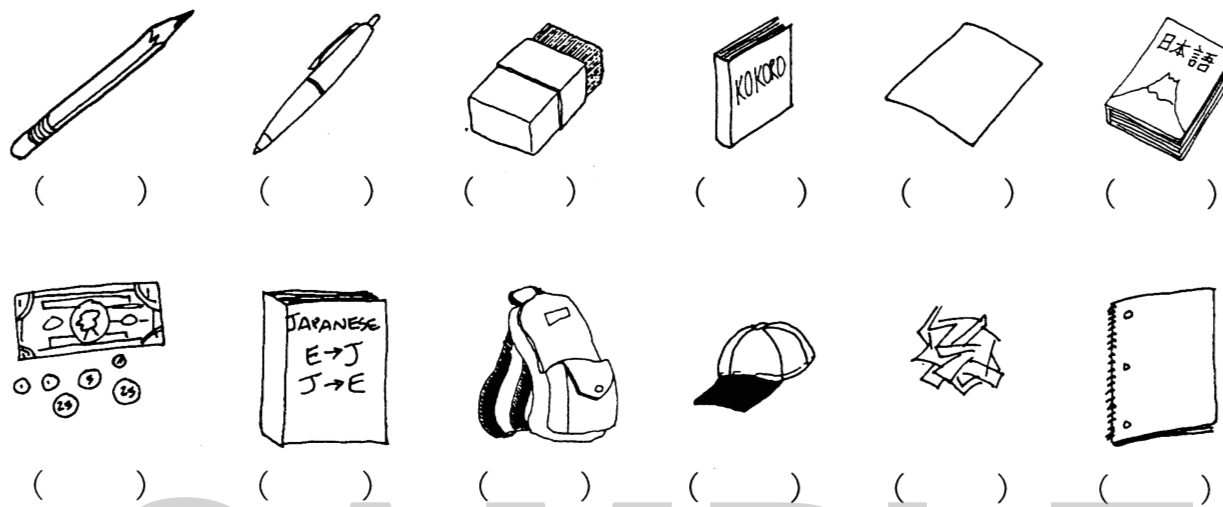


()

II. Listen carefully to the statement, then write the letter of the correct answer in the () below.

- 1. The student (A. can see B. cannot see). ()
- 2. The student (A. can hear B. cannot hear). ()
- 3. The student (A. can understand B. cannot understand C. does not know). ()
- 4. The student (A. can understand B. cannot understand C. does not know). ()
- 5. The student (A. thanked someone B. apologized). ()
- 6. The student said the room temperature is (A. cold B. hot C. cool D. just right). ()
- 7. The teacher said that the word is (A. あか B. あお). ()

III. The teacher is asking the student where the following things are. Where are these things? If it is near the teacher, write T. If it is near the student, write S. If it is distant from both the teacher and the student, write F.



IV. The teacher found these items in the classroom and asks one student if they belong to him/her. If the item belongs to the student, write Y. If it does NOT belong to the student, write N.



V. What and how many of each does the student want? Write the answers in English.

What?	How many?	What?	How many?
1.		3.	
2.		4.	

VI. The teacher is talking to a student. Where are these items? If it is near the teacher, write T. If it is near the student, write S. If it is distant from both the teacher and the student, write F.

