

# 欢迎:中学汉语课本

# HUANYING

## An Invitation to Chinese Workbook

JIAYING HOWARD AND LANTING XU



Cheng & Tsui Company  
Boston

*Huanying Volume 2 Part 2 Workbook*

Copyright © 2010 by Cheng & Tsui Company, Inc.

All rights reserved. No part of this publication may be reproduced or transmitted in any form or by any means, electronic or mechanical, including photocopying, recording, scanning, or any information storage or retrieval system, without written permission from the publisher.

First Editon 2010

6th Printing, 2021

25 24 23 22 21      6 7 8 9 10

Published by  
Cheng & Tsui Company, Inc.  
25 West Street  
Boston, MA 02111-1213 USA  
Fax (617) 426-3669  
[www.cheng-tsui.com](http://www.cheng-tsui.com)  
“Bringing Asia to the World”™

ISBN 978-0-88727-727-6

Illustrations © by Murry R. Thomas, Landong Xu, Qiguang Xu and Augustine Liu

Workbook design by Linda Robertson

All logos and references mentioned in this workbook are used for identification purposes only and are the property of their respective owners.

Printed in the United States of America

# CONTENTS

## UNIT 4 逛街 Window Shopping

4.1	购物中心	Shopping Center	1
4.2	买衣服	Shopping for Clothes	16
4.3	我给你们买了很多衣服	I Bought You a Lot of Clothing	33
4.4	在书店	At a Bookstore	47
4.5	春节和年货	Special Purchases for the Spring Festival	66
4.6	第四单元复习	<b>Review of Unit 4</b>	81

## UNIT 5 你需要帮助吗? Do You Need Help?


5.1	去医院	Going to the Hospital	89
5.2	你哪儿不舒服?	What Are Your Symptoms?	106
5.3	你受伤了吗?	Are You Injured?	119
5.4	你能帮助我吗?	Can You Help Me?	134
5.5	警察来了	The Police Are Here	150
5.6	第五单元复习	<b>Review of Unit 5</b>	163

## UNIT 6 暑假计划 Summer Plans

6.1	夏令营	Summer Camp	171
6.2	暑期学校	Summer School	188
6.3	暑假去打工	A Summer Job	203
6.4	暑期实习	Summer Internships	218
6.5	做义工	Volunteering	234
6.6	第六单元复习	<b>Review of Unit 6</b>	249

# ONLINE RESOURCES

## Audio Downloads

Throughout this workbook, you will see an audio CD icon  to the left of many exercises. Audio CD icons indicate the presence of audio recordings, which are available as downloadable audio files at [cheng-tsui.com/huanying](http://cheng-tsui.com/huanying). For information on how to download the audio files for this workbook, please see page iv of your Huanying Volume 2 textbook.



Teachers and students of all Asian languages can find and share resources, ideas, classroom activities, and more at Cheng & Tsui's free online community, PeerSource ([my.cheng-tsui.com](http://my.cheng-tsui.com)).

## 第四单元 逛街

# UNIT 4 Window Shopping

4.1

### 购物中心 Shopping Center

#### 一·听力练习 LISTENING PRACTICE



I. Phrase Dictation. Listen carefully to Audio Clip 4-1-1. Each phrase will be read twice: first at normal speed for you to get a general idea, and then at slow speed for you to write down the phrase in pinyin.

1. \_\_\_\_\_
2. \_\_\_\_\_
3. \_\_\_\_\_
4. \_\_\_\_\_
5. \_\_\_\_\_
6. \_\_\_\_\_
7. \_\_\_\_\_
8. \_\_\_\_\_
9. \_\_\_\_\_
10. \_\_\_\_\_



**II. Sentence Dictation.** Listen carefully to Audio Clip 4-1-2. Each sentence will be read twice: first at normal speed for you to get a general idea, and then at slow speed for you to write down the sentence in pinyin.

- 1. \_\_\_\_\_
- 2. \_\_\_\_\_
- 3. \_\_\_\_\_
- 4. \_\_\_\_\_
- 5. \_\_\_\_\_
- 6. \_\_\_\_\_
- 7. \_\_\_\_\_
- 8. \_\_\_\_\_
- 9. \_\_\_\_\_
- 10. \_\_\_\_\_



**III. Listen to the recording of Dialogue 1 from Lesson 4.1 first, and then answer the True/False questions in Audio Clip 4-1-3.**

	1	2	3	4
对				
错				



**IV.** Listen to the recording of Dialogue 2 from Lesson 4.1 first, and then answer the True/False questions in Audio Clip 4-1-4.

	1	2	3
对			
错			



**V.** Listen carefully to the questions in Audio Clip 4-1-5. First, write down the questions in pinyin in the space provided; then answer the questions in pinyin or characters.

1. Q:

A:
2. Q:

A:
3. Q:

A:
4. Q:

A:



**VI.** Which store should they go to? Listen to Audio Clip 4-1-6 to find out what each person needs to buy and check off the store that you would advise them to visit.

	百货公司	书店	电脑商店	音乐商店	咖啡馆	体育商店
王老师						
谢太太						
大卫						
妮娜						
丽丽						
学文						



**VII.** Audio Clip 4-1-7 includes several short listening passages. Each passage is followed by one or more multiple-choice questions based on the content. After listening to each passage, circle the response that best corresponds to what you hear. Each passage will be read twice.

**Passage 1**

Where is the Foreign Language Bookstore located?

- a. first floor
- b. second floor
- c. third floor
- d. fourth floor

**Passage 2**

Where are the two speakers going to meet later?

- a. on the third floor
- b. on the fourth floor
- c. on the twelfth floor
- d. on the first floor



### Passage 3

If you need to buy a Japanese textbook, where should you go?

- a. the first floor
- b. the second floor
- c. the third floor
- d. the fourth floor

### Passage 4

From the conversation, we can infer that Xiao Hong:

- a. buys nothing when she goes to a department store
- b. buys a lot when she goes to a department store
- c. buys only what she needs when she goes shopping
- d. does not have the money to go shopping

### Passage 5

The conversation most likely takes place:

- a. in a cafe
- b. at a department store
- c. in a shopping mall
- d. at an airport

## 二 · 综合语言练习 INTEGRATED LANGUAGE PRACTICE

### I. How do you say it in Chinese?

1. Would you like to go to the shopping center that recently opened?

---

2. There are department stores, shops, restaurants, and a cinema in the shopping center.

---

**6** HUANYING 2 WORKBOOK

3. I like to window shop in all the stores.

---

4. I don't need to buy anything, but I like to see everything.

---

5. The shopping center has eight floors.

---

6. Let's take our time and visit the stores one by one.

---

7. Shall we take a look at the Store Directory?

---

8. On the first floor, there is a "snack world."

---

9. He is strolling from downstairs up.

---

10. Getting a snack is faster than having a meal.

---

II. Pair Activity: Where to buy these things?

Your class will be hosting this year’s “Frosh Outdoor Education” event, which brings 25 freshmen to a weekend camping trip at a national park in your area. You and your partner are in charge of getting the supplies for the trip. Study the shopping list and discuss where you should go shopping for these items.

**Model:** — 我们需要买三个篮球，应该去哪儿买？  
— 我看，我们最好去体育商店买。

要买东西	去哪儿买？
篮球：三个	
足球：一个	
网球拍：6个	
网球：12个	
流行音乐CD：5个	
《绿色山水》教科书：25本	
本子：30个	
蜡笔：25盒	
玉米片和麦片：每种10盒	
水：50瓶	

III. Mixer Activity: Your Favorite Shopping Center

In order to promote local business, you are helping your town’s Chamber of Commerce conduct a survey to find out which shopping centers are most popular among local residents.

**Step 1:** Write down how you will ask the following questions in Chinese on the form below.

- 1. What is the name of the shopping center?
- 2. What is the largest department store in the shopping center?
- 3. Is there a cinema in the shopping center?
- 4. Which stores in the shopping center do you like most?
- 5. Are there restaurants in the shopping center?
- 6. Is there a bus to the shopping center?

问题	学生一	学生二	学生三
1.			
2.			
3.			
4.			
5.			
6.			

**Step 2:** Use the above form to interview three students and write their answers in the form.

**Step 3:** Form a group of three or four and share your findings in the group. Summarize your findings in the table below:

1. 大家最喜欢去的购物中心是	
2. 购物中心最大的百货公司是	
3. 购物中心	有 没有 电影院 (choose one)
4. 大家最喜欢去的商店是	
5. 购物中心	有 没有 饭店 (choose one)
6. 购物中心	有 没有 公共汽车 (choose one)

**IV. Pair Activity: Mr. Happy and Mr. Sad**

**Step 1:** Pair up with a partner. Together, choose one man from the two pictures below to describe. Each of you needs to write five statements about this man, using “什么/谁/哪儿……都”.



**Model:** 他什么书都喜欢看。谁都喜欢他……

**Or** 谁都不是他的朋友，他哪儿都不想去……

**10** HUANYING 2 WORKBOOK

1. \_\_\_\_\_
2. \_\_\_\_\_
3. \_\_\_\_\_
4. \_\_\_\_\_
5. \_\_\_\_\_

**Step 2:** Take turns to read your sentences to your partner. When your partner shares his/her statements with you, listen carefully; if you agree with your partner's statement, say “我同意” and write the statement down in the space below.

1. \_\_\_\_\_
2. \_\_\_\_\_
3. \_\_\_\_\_
4. \_\_\_\_\_
5. \_\_\_\_\_

**V.** Put the following scrambled sentences into the correct order, based on the English clues.

1. 书 这本 应该 好好地 你 看

\_\_\_\_\_  
(You should read this book carefully.)

2. 的 很 百货公司 购物中心 大 三家 有

\_\_\_\_\_  
(The shopping center has three big department stores.)

3. 里 苹果 购物中心 是 商店 最 的 电脑店 有名

---

(The best known store in the shopping center is the Apple Computer store.)

4. 在 电影院 购物中心 六楼 的

---

(The cinema is on the sixth floor of the shopping center.)

5. 以前 去 你 一下 可以 购物指南 逛店 看

---

(Before taking a stroll to the stores, you can take a look at the store directory.)

6. 咖啡馆 只 购物中心 一个 小 这个 有

---

(The small shopping center only has one cafe.)

7. 的 开 购物中心 是 新 这个

---

(The shopping center is newly opened.)

8. 都 什么 喜欢 商店 逛 音乐 我

---

(I like to visit any music store.)

VI. Get the essential information

Use this shopping mall webpage to answer the comprehension questions.

温州时代广场购物中心			
1楼 名品馆	2楼 流行馆	3楼 生活馆	营业时间： 10:00-22:00 ( 周日 至 周四 ) 10:00-22:30 ( 周五 至 周六 )  电话： 0577-88993637
名牌表 国外名牌 商品 名牌家电 名牌电脑	女装(zhuāng, clothing)区 女鞋区 女包区 少女装区 女用品区	男装区 男用品区 运动区 男鞋区 服务区 儿童区	
地址：中国温州车站大道288号（ 325000 ）			

1. 这个购物中心在哪儿？
- 
2. 要是你要买运动用品，你应该去几楼？
- 
3. 要是你要买女人穿的用的，应该去几楼？
- 
4. 要是你想买电脑，应该去几楼？
- 
5. 这个购物中心晚上开到几点？
- 
-



[illegible]

### VIII. Match Them!

Match the characters in Column A with the correct pinyin pronunciations in Column B and English meanings in Column C.

**A**

购物  
百货公司  
商店  
指南  
直接  
过去  
天地

**B**

zhíjiē  
guòqù  
bǎihuògōngsī  
tiāndì  
shāngdiàn  
zhǐnán  
gòuwù

**C**

heaven and earth, world  
guide, directory  
go over  
directly  
department store  
store, shop  
shop, buy things



4.2

买衣服

Shopping for Clothes

一·听力练习 LISTENING PRACTICE



I. Phrase Dictation. Listen carefully to Audio Clip 4-2-1. Each phrase will be read twice: first at normal speed for you to get a general idea, and then at slow speed for you to write down the phrase in pinyin.

1. \_\_\_\_\_
2. \_\_\_\_\_
3. \_\_\_\_\_
4. \_\_\_\_\_
5. \_\_\_\_\_
6. \_\_\_\_\_
7. \_\_\_\_\_
8. \_\_\_\_\_



II. Sentence Dictation. Listen carefully to Audio Clip 4-2-2. Each sentence will be read twice: first at normal speed for you to get a general idea, and then at slow speed for you to write down the sentence in pinyin.

1. \_\_\_\_\_
2. \_\_\_\_\_
3. \_\_\_\_\_
4. \_\_\_\_\_
5. \_\_\_\_\_
6. \_\_\_\_\_
7. \_\_\_\_\_



III. Listen to the recording of Dialogue 1 from Lesson 4.2 first, and then answer the True/False questions in Audio Clip 4-2-3.

	1	2	3	4
对				
错				

































IV. Listen to the recording of Dialogue 2 from Lesson 4.2 first, and then answer the True/False questions in Audio Clip 4-2-4.

	1	2	3
对			
错			



V. Listen to Audio Clip 4-2-5 and circle the clothing item mentioned in each statement.

1			
2			
3			

4			
5			
6			
7			
8			
9			
10			



**VI.** Listen carefully to the questions in Audio Clip 4-2-6. First, write down the questions in pinyin in the space provided; and then answer the questions in pinyin or characters.

1. Q: \_\_\_\_\_

A: \_\_\_\_\_

\_\_\_\_\_

2. Q: \_\_\_\_\_

A: \_\_\_\_\_

3. Q: \_\_\_\_\_

A: \_\_\_\_\_

\_\_\_\_\_

4. Q: \_\_\_\_\_

A: \_\_\_\_\_

5. Q: \_\_\_\_\_

A: \_\_\_\_\_

\_\_\_\_\_



**VII.** Rejoinders: In Audio Clip 4-2-7 you will hear five partial conversations, followed by four possible choices designated by (A), (B), (C), and (D). Circle the choice that continues or completes the conversation in a logical and culturally appropriate manner.

Note: Both the questions and the choices will be read once.

1	2	3	4	5
(A)	(A)	(A)	(A)	(A)
(B)	(B)	(B)	(B)	(B)
(C)	(C)	(C)	(C)	(C)
(D)	(D)	(D)	(D)	(D)

二 · 综合语言练习    **INTEGRATED LANGUAGE PRACTICE**

I. How do you say it in Chinese?

1. I need to buy a winter coat and a pair of pants.  

---
2. Do I look good in this coat?  

---
3. The style and color of these pants are beautiful.  

---
4. It looks like my legs and arms are long.  

---
5. The coat is only available in size small; they don't have size medium.  

---



6. Coats are 20% off this weekend.

---

7. All summer clothing is 40% off.

---

8. The color of these two hats is the same, but the style of this one is not as good as that one.

---

9. The size of this coat is good (fitting).

---

10. This scarf is not as beautiful as that one.

---


## II. Pair Activity: What do you think of this?

### A's Sheet

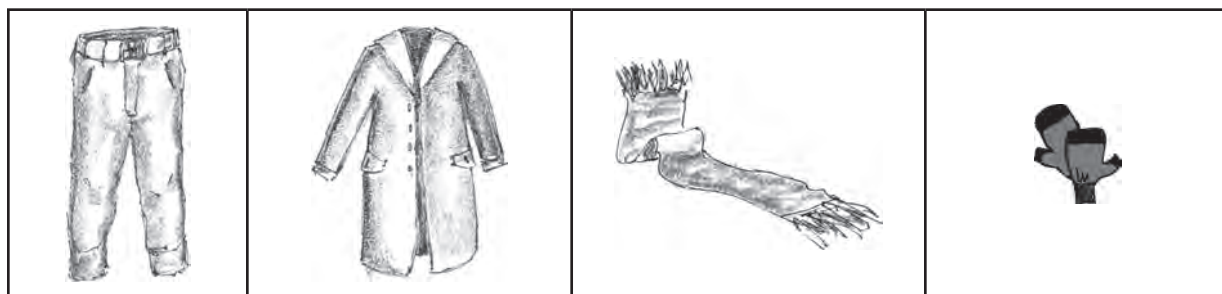
You are trying to buy some clothing items as a birthday gift for your brother, and you have asked a friend (played by your partner) to shop with you. Ask your friend for his/her opinion on the items you have selected. Your friend will comment on each item, using the expression 有点儿……

**Model:** A: 你觉得这件外衣怎么样?

B: 有点儿短。



**Switch roles!** Your friend (played by your partner) wants to ask for your expert opinion on some possible gifts that he/she has selected for his/her mother from a clothing catalog. You are a perfectionist. Comment on the items that your partner selected, using 有点儿……

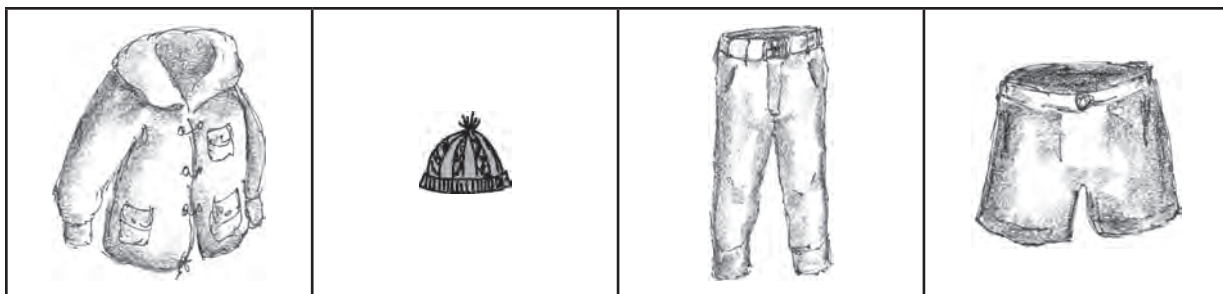


**B's Sheet**

Your friend (played by your partner) wants to ask for your expert opinion on some possible gifts he/she has selected for his/her brother's birthday. You are a perfectionist. Comment on the items that your partner selected, using 有一点儿……

**Model:** A: 你觉得这件外衣怎么样?

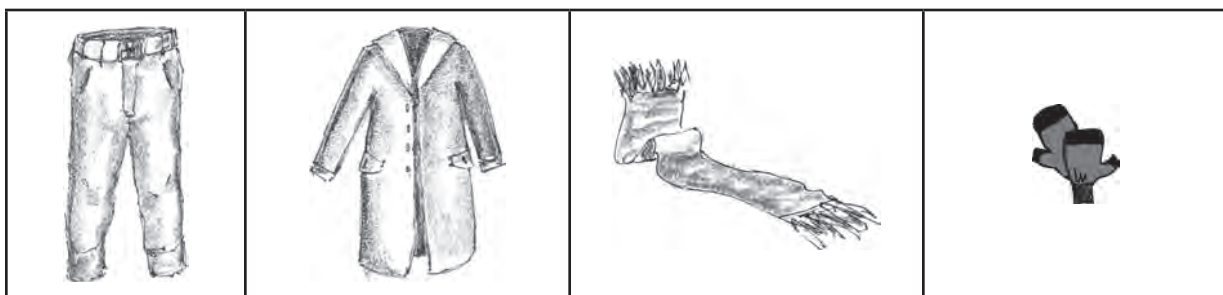
B: 有一点儿短。



**Switch roles!** You are trying to buy some clothing items from a catalog as a gift for your mother, and you have asked a friend (played by your partner) to shop with you. Ask your friend for his/her opinion on the items you have selected. Your friend will comment on them, using the expression 有一点儿……

**Model:** A: 你觉得这件外衣怎么样?

B: 有一点儿短。



III. Pair Activity: Taking Inventory

You are volunteering at the Red Cross. Your job today is to unpack, sort, and count donated goods. Team up with your partner and take turns filling out the inventory sheets.

A's Sheet

**Step 1:** Start by telling your partner the contents of the box that you opened. Make sure to tell your partner the name, quantity, and other specific information for each item in the box. (You can refer to Extend Your Knowledge in Lesson 4.2 to help you finish the activity).

**Model:** 这个箱子有五条围巾，三条男人的，两条女人的。

第一个箱子：

名字	数量	谁可以穿？
裤子	8条	3条男人的，1条女人的，4条小孩的
外衣	5件	2件男人的，3件女人的
大衣	1件	女人的
围巾	3条	2条女人的，1条小孩的
帽子	5顶	3顶小孩的，2顶男人的

**Step 2:** Now it's your turn to fill out the inventory list. Listen to your partner carefully and write down the contents of the second box.

第二个箱子：

名字	数量	谁可以穿？

**B's Sheet**

**Step 1:** Start by filling out the inventory list according to what your partner tells you. Make sure that you record the name, quantity, and other specific information for each item that you hear.

第一个箱子：

名字	数量	谁可以穿？

**Step 2:** Now it's your turn to tell your partner the contents of the box that you opened. Make sure that you tell your partner the name, quantity, and other specific information for each item in the box.

第二个箱子：

名字	数量	谁可以穿？
帽子	6顶	3顶冬天的，3顶夏天的
长大衣	4件	2件男人的，2件女人的
短大衣	2件	小孩的
外衣	10件	4件男人的，3件女人的，3件小孩的
裤子	3条	1条小孩的，2条女人的

#### IV. Pair Activity: We are not the same!

The teacher will randomly assign students to pairs. By looking at what you and your partner are wearing, make three statements using the pattern “A 没有 B 那么 Adjective”.

**Model:**















我的围巾没有你的那么长。你围巾的颜色没有我的漂亮。我的围巾没有你的新。

Here are some adjectives you may be able to use to make the comparison:

大	小	长	短	好看
漂亮	合适	新	旧	难看

### V. Group Activity: What does it look like?

After throwing the dice, describe the object in the square by using 看上去 (for example: 看上去这只狗很大。看上去他游泳游得很好。). If you cannot come up with a sentence, you lose a turn. The first player to reach the finish square wins the game.

START ▶			 ▼
▼ 			 ◀
 ▶			 ▼
FINISH			 ◀

## VI. Match Them!

Match the characters in Column A with the correct pinyin pronunciations in Column B and English meanings in Column C.

A	B	C
短	fù	go in
腿	bǎi	outerwear, jacket
百	tuǐ	arm
付	duǎn	altogether
外衣	yàngzi	hundred
进去	héshì	short
样子	tèjià	beautiful
手臂	wàiyī	leg
漂亮	màozǐ	style
大小	jìnrù	scarf
合适	wéijīn	hat, cap
打折	shǒutào	glove
一共	dǎzhé	pay (of money)
特价	shǒubì	suitable, fitting
帽子	dàxiǎo	special price, sale price
手套	yīgòng	size
围巾	piàoliàng	discount



## VII. Group Activity: What is their lifestyle?

**Step 1:** Interview two classmates using the following questions.


问题	学生一：	学生二：
你每天听音乐听多长时间？		
你每天运动多长时间？		
你每天用电脑用多长时间？		
你每天做功课多长时间？		
你每天看电视看多长时间？		

**Step 2:** Write a summary of the interview results, using the comparison structure “A 没有 B 那么 Adjective”.

[illegible]

## VIII. Character Crossword

**Directions:** Complete the crossword puzzle following the clues.



### Across

2. That black hat is a little small.
3. Do you have a longer scarf?
6. The color of this coat is very pretty.
7. Both pairs of pants suit you.

### Down

1. The style of the red hat is not as good as the blue one.
4. The style, color, and size are all perfect.
5. The color is very pretty.

## 三·汉字练习 CHINESE CHARACTER PRACTICE

Write the characters in the correct stroke order.

yī	衣	丶 亠 才 衣 衣 (6)									
衣	衣	衣	衣								

duǎn	短	ノ 乚 亠 手 矢 矢 知 知 知 知 知 短 (12)									
短	短	短	短								

tuǐ	腿	丿 月 月 月 月 月 月 月 月 月 月 月 腿 (13)									
腿	腿	腿	腿								

shǒu	手	一 二 三 手 (4)									
手	手	手	手								

bì	臂	㇀ ㇀ 尸 尸 尸 尸 尸 尸 尸 尸 尸 臂 臂 臂 臂 (17)									
臂	臂	臂	臂								

piào	漂	丶 丶 丶 氵 氵 氵 氵 氵 氵 氵 漂 漂 漂 漂 (14)									
漂	漂	漂	漂								

hé	合	ノ 八 人 合 合 合 (6)									
合	合	合	合								

shì	适	ノ 二 千 千 舌 舌 适 适 (9)									
适	适	适	适								

zhé	折	一 十 才 扌 扌 折 折 (7)									
折	折	折	折								



4.3

我给你们买了很多衣服  
I Bought You a Lot of Clothing

一·听力练习 LISTENING PRACTICE



I. Phrase Dictation. Listen carefully to Audio Clip 4-3-1. Each phrase will be read twice: first at normal speed for you to get a general idea, and then at slow speed for you to write down the phrase in pinyin.

1. \_\_\_\_\_
2. \_\_\_\_\_
3. \_\_\_\_\_
4. \_\_\_\_\_
5. \_\_\_\_\_
6. \_\_\_\_\_
7. \_\_\_\_\_
8. \_\_\_\_\_
9. \_\_\_\_\_
10. \_\_\_\_\_



II. Sentence Dictation. Listen carefully to Audio Clip 4-3-2. Each sentence will be read twice: first at normal speed for you to get a general idea, and then at slow speed for you to write down the sentence in pinyin.

1. \_\_\_\_\_
2. \_\_\_\_\_
3. \_\_\_\_\_
4. \_\_\_\_\_
5. \_\_\_\_\_

6. \_\_\_\_\_
7. \_\_\_\_\_
8. \_\_\_\_\_



**III.** Listen to the recording of Dialogue 1 from Lesson 4.3 first, and then answer the True/False questions in Audio Clip 4-3-3.

	1	2	3	4
对				
错				



**IV.** Listen to the recording of Dialogue 2 from Lesson 4.3 first, and then answer the True/False questions in Audio Clip 4-3-4.

	1	2	3
对			
错			



**V.** Listen carefully to the questions in Audio Clip 4-3-5. First, write down the questions in pinyin in the space provided; and then answer the questions in pinyin or characters.

1. Q: \_\_\_\_\_
- A: \_\_\_\_\_
2. Q: \_\_\_\_\_
- A: \_\_\_\_\_

3. Q: \_\_\_\_\_  
A: \_\_\_\_\_  
\_\_\_\_\_
4. Q: \_\_\_\_\_  
A: \_\_\_\_\_  
\_\_\_\_\_
5. Q: \_\_\_\_\_  
A: \_\_\_\_\_  
\_\_\_\_\_



**VI.** Rejoinders: In Audio Clip 4-3-6 you will hear five partial conversations, followed by four possible choices designated by (A), (B), (C), and (D). Circle the choice that continues or completes the conversation in a logical and culturally appropriate manner.

Note: Both the questions and the choices will be read once.

1	2	3	4	5
(A)	(A)	(A)	(A)	(A)
(B)	(B)	(B)	(B)	(B)
(C)	(C)	(C)	(C)	(C)
(D)	(D)	(D)	(D)	(D)



**VII.** Audio Clip 4-3-7 includes several short listening passages. Each passage is followed by one or more multiple-choice questions based on the content. After listening to each passage, circle the response that best corresponds to what you hear. Each passage will be read twice.

**Passage 1**

What is the girl wearing?

- a. green pants, white shirt, and blue socks
- b. blue socks, red shirt, and white skirt
- c. blue skirt, white shirt, and red socks
- d. blue hat, white skirt, and white socks

### **Passage 2**

This conversation is most likely between:

- a. two students
- b. two passengers
- c. two parents
- d. two customers

### **Passage 3**

What is wrong with the girl's skirt?

- a. It is ugly.
- b. It is ripped.
- c. It is too short.
- d. It is too big.

### **Passage 4**

What is her mom's objection to Anna's clothes?

- a. Her pants are too long.
- b. Her pants are too tight.
- c. Her skirt is too short.
- d. Her shirt is too short.

### **Passage 5**

The clothes under discussion:

- a. used to be fashionable
- b. used to be considered strange
- c. used to be very long
- d. used to fit the woman well



## 二 · 综合语言练习 INTEGRATED LANGUAGE PRACTICE

### I. How do you say it in Chinese?

1. I bought a pair of pants for you.

---

2. This coat is too short and too loose. It is ugly.

---

3. Your socks are torn.

---

4. I like a coat that is tighter and longer.

---

5. Please come over to look at this shirt.

---

6. Our English teacher is really cool.

---

7. Be sure not to wear weird clothes.

---

8. I don't need to buy clothes for my younger brother because he wears a school uniform every day.

---

## II. Group Activity: Guess who's coming for dinner?

Form a small group of four. Each person secretly chooses one classmate to invite to dinner. Write five sentences that describe the clothing this person is wearing today, then read your sentences to your group. Your group will guess whom you intended to invite.



- a. \_\_\_\_\_
- b. \_\_\_\_\_
- c. \_\_\_\_\_
- d. \_\_\_\_\_
- e. \_\_\_\_\_

## III. Pair Activity: You look nice in...

Pair up with a partner whom you often work with and pay at least three compliments to him/her. One of your compliments must use 不……不……; the other one must use 又……又……. You can decide what to say in your third compliment.

**Model:** 你的外衣很合适，不长不短。  
你的外衣又漂亮又合适。

IV. Pair Activity: Guess what clothing

**Directions:** Study the list of clothing on your worksheet. First write down how you would describe these items in Chinese without mentioning their name. Then take turns with your partner reading the descriptions to each other, until your partner names the piece of clothing you are describing. When it is your partner’s turn to read the descriptions, listen carefully and, once you have guessed the name, write it down in your worksheet. When you have finished the worksheet, check answers with your partner.

A’s Sheet

**Model:** A: 穿在外边的衣服。 B: 外衣。

你有的衣服	
衣服	什么样
长裤	
溜冰鞋	
衬衣	
运动裤	
你朋友有的衣服	
什么样	衣服

B's Sheet







Model: A: 穿在外边的衣服。 B: 外衣。

你有的衣服	
衣服	什么样
短裤	
大衣	
滑雪服	
裙子	
你朋友有的衣服	
什么样	衣服

V. Pair Activity: Shopping for Clothes

A's Sheet — You shop first!

This is the end of your two-week trip in China and now you are shopping for gifts for friends and family. You have ¥200 to spend. Ask the salesperson (played by your partner) the prices of the items on your list. Bargain hard until you get a reasonable price. Write down the prices in the spaces provided; then circle the items that you plan to buy according to your budget.

¥ _____ 	¥ _____ 	¥ _____ 
¥ _____ 	¥ _____ 	¥ _____ 

**Switch!** Now you're the salesperson. Below is the list of the LOWEST prices for the items that you sell. Don't let your partner see the list because he/she has to bargain with you. Make sure your first asking price is higher than the listed price.







衬衣	¥42	滑雪手套	¥15
裤子	¥40	围巾	¥33
外衣	¥65	毛衣	¥80

**B's Sheet — You are the salesperson first!**

Below is a list of the LOWEST prices for the items that you sell. Don't let your partner see the list because he/she has to bargain with you. Make sure your first asking price is higher than the listed price.

衬衣	¥50	帽子	¥25
裙子	¥40	围巾	¥40
外衣	¥75	毛衣	¥120

**Switch!** Before leaving Hong Kong for home, you decide to buy some gifts for friends. You have a budget of ¥150. Ask the salesperson (played by your partner) the prices of the items on your list. Bargain hard until you get a reasonable price. Write down the prices in the spaces provided; and then circle the items that you plan to buy according to your budget.

¥ _____ 	¥ _____ 	¥ _____ 
¥ _____ 	¥ _____ 	¥ _____ 

**VI.** Put the following scrambled sentences into the correct order, based on the English clues.

1. 一条了我你买短裤给

---

(I have bought a pair of shorts for you.)

2. 短大这件小长衬衣不不不不，

---

(This shirt is not too big or too small, not too long or too short.)

3. 合适穿你裙子很这条

---

(This skirt suits you.)

4. 了这件太太瘦大衣长

---

(The overcoat is too long and too tight.)

5. 的这种的非常裤子酷人穿是

---

(This type of pants is worn by very cool people.)

6. 去他穿都校服学校每天

---

(He goes to school in a school uniform every day.)

7. 是四十不人可岁老人多的

---

(People over 40 are really not old.)

8. 谁的那个衣服奇怪是穿人

---

(Who is the one wearing weird clothing?)

VII. Would you give me a ride?

Suppose your community has a “ride share” program. You need to go out of town this Friday evening for a concert. Xiao Wang, a Chinese college student whom you haven’t met, has agreed to give you a ride and will pick you up at the school’s library. Send Xiao Wang an email, describing to him what you will be wearing on Friday, so he can recognize you when he meets you.

Send	Reply	Reply All	Forward	Print	Delete
<p>小王： 你好！</p>					



**VIII. Match Them!**

Match the characters in Column A with the correct pinyin pronunciations in Column B and English meanings in Column C.

**A**

袜子  
校服  
裙子  
过来  
裤子  
衬衣  
出去  
酷  
破  
肥  
瘦

**B**

kùzi  
qúnzi  
wàzi  
chènyī  
chūqù  
xiàofú  
guòlái  
féi  
shòu  
pò  
kù

**C**

loose (of clothing)  
tight (of clothing)  
go out  
shirt  
broken, damaged  
come over  
cool (colloquial)  
skirt  
pants  
school uniform  
socks

### 三· 汉字练习 CHINESE CHARACTER PRACTICE

**Write the characters in the correct stroke order.**

wà	袜	ㄨㄚˋ ㄘㄨㄛˋ ㄘㄨㄛˋ ㄘㄨㄛˋ ㄘㄨㄛˋ ㄘㄨㄛˋ ㄘㄨㄛˋ ㄘㄨㄛˋ ㄘㄨㄛˋ ㄘㄨㄛˋ ㄘㄨㄛˋ ㄘㄨㄛˋ (10)										
袜	袜	袜	袜									

pò	石	一 厂 丌 石 石 石 矿 矿 破 破 (10)									
破	破	破	破								

[illegible][illegible]

shòu	𠂔	广广𠂔𠂔𠂔𠂔𠂔𠂔𠂔𠂔𠂔𠂔𠂔 (14)									
瘦	瘦	瘦	瘦								

kù	裤	才才才才才才才才才才才才 (12)									
裤	裤	裤	裤								

chèn      衬

才 才 才 才 才 衬 衬 (8)

衬 衬 衬 衬

[illegible]

4.4

在书店  
At a Bookstore

一·听力练习 LISTENING PRACTICE



I. Phrase Dictation. Listen carefully to Audio Clip 4-4-1. Each phrase will be read twice: first at normal speed for you to get a general idea, and then at slow speed for you to write down the phrase in pinyin.

1. \_\_\_\_\_
2. \_\_\_\_\_
3. \_\_\_\_\_
4. \_\_\_\_\_
5. \_\_\_\_\_
6. \_\_\_\_\_
7. \_\_\_\_\_
8. \_\_\_\_\_



II. Sentence Dictation. Listen carefully to Audio Clip 4-4-2. Each sentence will be read twice: first at normal speed for you to get a general idea, and then at slow speed for you to write down the sentence in pinyin.

1. \_\_\_\_\_
2. \_\_\_\_\_
3. \_\_\_\_\_
4. \_\_\_\_\_  
\_\_\_\_\_
5. \_\_\_\_\_

6. \_\_\_\_\_

7. \_\_\_\_\_



III. Listen to the recording of Dialogue 1 from Lesson 4.4 first, and then answer the True/False questions in Audio Clip 4-4-3.

	1	2	3
对			
错			



IV. Listen to the recording of Dialogue 2 from Lesson 4.4 first, and then answer the True/False questions in Audio Clip 4-4-4.

	1	2	3	4
对				
错				



V. Listen to Audio Clip 4-4-5 and check off which aspects the speakers like about their products.

Speakers	合适	漂亮	酷	好看	便宜	方便
1						
2						
3						
4						
5						
6						



**VI.** Listen carefully to the questions in Audio Clip 4-4-6. First, write down the questions in pinyin in the space provided; then answer the questions in pinyin or characters.

1. Q: \_\_\_\_\_

A: \_\_\_\_\_

\_\_\_\_\_

2. Q: \_\_\_\_\_

A: \_\_\_\_\_

\_\_\_\_\_

3. Q: \_\_\_\_\_

A: \_\_\_\_\_

\_\_\_\_\_

4. Q: \_\_\_\_\_

\_\_\_\_\_

A: \_\_\_\_\_

\_\_\_\_\_

5. Q: \_\_\_\_\_

\_\_\_\_\_

A: \_\_\_\_\_

\_\_\_\_\_



**VII.** Audio Clip 4-4-7 includes several short listening passages. Each passage is followed by one or more multiple-choice questions based on the content. After listening to each passage, circle the response that best corresponds to what you hear. Each passage will be read twice.

**Passage 1**

How much in total did the customer spend in the end?

- a. ¥350
- b. ¥450
- c. ¥500
- d. ¥700

**Passage 2**

1. Where is this conversation likely taking place?

- a. at a bookstore
- b. at the customer service counter of a shopping center
- c. at a school
- d. at a library

2. What is the customer likely to do?

- a. go to the other store now
- b. go to Building #5
- c. go home
- d. come back to this store in a few days

**Passage 3**

1. Based on the conversation, how many people are there in this group?

- a. two
- b. three
- c. four
- d. five

2. Where will David meet up with the group after shopping?

- a. at a cafe
- b. at a snack shop
- c. at the clothing store on the third floor
- d. at the music store on the fourth floor

**Passage 4**

1. What seems to be the unique attraction of the Japanese-made palm dictionary?
  - a. It gives you the meaning and the pronunciation of the word.
  - b. It contains more vocabulary.
  - c. It has a handwriting function.
  - d. It is cheaper than the Chinese ones.
2. How much does the Chinese-made palm dictionary cost today?
  - a. ¥350
  - b. ¥500
  - c. ¥600
  - d. ¥630
3. How much do you think the customer will end up paying for the palm dictionary?
  - a. ¥600
  - b. ¥630
  - c. ¥650
  - d. ¥680

**二 · 综合语言练习 INTEGRATED LANGUAGE PRACTICE**

**I. How do you say it in Chinese?**

1. Why do you insist on buying the palm dictionary?

---

2. The palm dictionary has not only the meaning of a Chinese character but also its pronunciation.

---

3. Usually the dictionary is sold out in a few days.

---

**52** HUANYING 2 WORKBOOK

4. They are looking at audio and video products.

---

5. Today all English-Chinese dictionaries are half off.

---

6. The songs on this CD are not cool at all.

---

7. You can not only type but also handwrite Chinese characters when you use this computer.

---

---

8. Why does the teacher insist on us getting a dictionary that has over 4000 words?

---

**II. Pair Activity: How do you like this?**


**A's Sheet**

You take a friend who has an extraordinary sense of fashion to go shopping with you. Ask what he/she thinks about each of the following clothing items. Of course, your friend most likely will not like anything that you have set your eyes on.

**Model:** A: 你看这件外衣很漂亮吧?

B: 我看, 这件外衣一点儿都不漂亮。






**Switch!** You are accompanying your friend to shop for some new clothes. He/she will ask for your opinion on the clothing that he/she likes. Tell your opinion truthfully following the model:

**Model:** A: 这件外衣真漂亮!

B: 我看, 这件外衣一点儿都不漂亮。




## B's Sheet

Because of your extraordinary sense of fashion, your friend has asked you to go shopping with him/her. He/she will ask what you think about each of the following clothing items. Of course, none of your friend's choices meet your fashion standards.

**Model:** 你朋友：你看这件外衣很漂亮吧？


你：我看，这件外衣一点儿都不漂亮。



**Switch!** Your friend, who has an extraordinary sense of fashion, is accompanying you to shop for some new clothes. Pick up a piece of clothing depicted below and tell your friend how much you like it. Your friend will give you his/her opinions.

**Model:** 你：这件外衣真漂亮！

你朋友：我看，这件外衣一点儿都不漂亮。



### III. Pair Activity: Our School

#### A's Sheet

**Step 1:** What do you think about your school's curriculum? Write down your opinions in five sentences. Each sentence should contain the expression 不但……而且…….

**Model:** 我觉得咱们学校的汉语课不但有意思，而且可以学到很多东西。

1. \_\_\_\_\_
2. \_\_\_\_\_
3. \_\_\_\_\_
4. \_\_\_\_\_
5. \_\_\_\_\_

**Step 2:** Share your opinions with your partner. He/she will listen and tell you whether he/she agrees with your assessments and why.

**Step 3:** Now it's your turn to ask your partner's opinion on your school's physical environment. (你觉得我们学校的教室怎么样？) Listen to your partner's opinions and tell him/her whether you agree with his/her assessments and why.

#### B's Sheet

**Step 1:** What do you think about your school's physical environment (school buildings and surroundings)? Write down your opinions in five sentences. Each sentence should contain the expression 不但……而且…….

**Model:** 我觉得咱们学校的教室不但很大，而且很亮。

1. \_\_\_\_\_
2. \_\_\_\_\_
3. \_\_\_\_\_
4. \_\_\_\_\_
5. \_\_\_\_\_

**Step 2:** Ask what your partner thinks about your school’s curriculum. (你觉得我们学校的课怎么样？) Listen to your partner’s opinions and tell him/her whether you agree with his/her assessments and why.

**Step 3:** Now it’s your turn to share your opinions with your partner. He/she will listen and tell you whether he/she agrees with your assessment and why.

**IV. Mixer Activity: What did you do last weekend?**

**Step 1:** Study the following list of activities and circle what you did last weekend, using your imagination.

你吃的东西	牛奶，巧克力，汉堡包，比萨饼，西湖醋鱼，春卷
你买的東西	冬天的外衣，滑雪手套，电视连续剧的DVD，掌上词典
你做的活动	跑步，打网球，跟朋友吃中国饭，看电影，逛购物中心
你做的功课	物理作业，化学练习，数学作业，生物作业，看英文小说

**Step 2:** Walk around the classroom and interview at least two students about what they did last weekend. Listen to their answers carefully and circle the activities mentioned in the form below. Note that when you are interviewed, you MUST answer the questions using 不但……而且……

**Model:** **A:** 你周末吃什么了？  
**B:** 我不但喝了牛奶还吃了很多巧克力。

学生姓名：	
你吃了什么？	牛奶，巧克力，汉堡包，比萨饼，西湖醋鱼，春卷
你买了什么？	冬天的外衣，滑雪手套，电视连续剧的DVD，掌上词典
你做了什么活动？	跑步，打网球，跟朋友吃中国饭，看电影，逛购物中心
你做了什么功课？	物理作业，化学练习，数学作业，生物作业，看英文小说
学生姓名：	
你吃了什么？	牛奶，巧克力，汉堡包，比萨饼，西湖醋鱼，春卷
你买了什么？	冬天的外衣，滑雪手套，电视连续剧的DVD，掌上词典
你做了什么活动？	跑步，打网球，跟朋友吃中国饭，看电影，逛购物中心
你做了什么功课？	物理作业，化学练习，数学作业，生物作业，看英文小说

V. Pair Activity: Which dictionary is best?

**Directions:** Both you and your friend want to buy a Chinese dictionary, but you are having trouble deciding which one to buy, since there are so many choices. After some research, each of you has selected three dictionaries that are considered good. Take turns to share your research results with your partner. Listen to your partner’s choices carefully and take notes while you listen. Once you have finished comparing notes, discuss which dictionary is the best to purchase, because you can take advantage of a “buy two for the price of one” sale today.

A’s Sheet

Step 1: Dictionary List:

名字	拼音	英文意思	中文意思	其他	多少钱?
1. 《新华词典》	有	没有	有	有8000个词	¥ 58.00
2.					
3. 《汉语小词典》	有	没有	有	有3000个词	¥ 18.00
4.					
5. 《汉英词典》	有	有	没有	有6000个词	¥ 60.00
6.					

Step 2: 我们打算买 \_\_\_\_\_  
因为 \_\_\_\_\_  
\_\_\_\_\_  
\_\_\_\_\_  
\_\_\_\_\_

B's Sheet

Step 2: Dictionary List:

名字	拼音	英文意思	中文意思	其他	多少钱?
1.					
2. 《学生词典》	有	没有	有	有4000个词	¥ 25.00
3.					
4. 《汉语一千词》	有	有	有	有1000个词 有画片	¥ 40.00
5.					
6. 《汉语学习词典》	有	有	有	有3000个词	¥ 35.00

Step 2: 我们打算买 \_\_\_\_\_  
因为 \_\_\_\_\_  
\_\_\_\_\_  
\_\_\_\_\_  
\_\_\_\_\_

## VI. Pair Activity: My Neighbor's Naughty Pet

### Student A

**Step 1:** You are cat sitting for your neighbor. The cat has driven you crazy because it always does the opposite of what you tell it to do. Recently, you have been complaining a lot about the cat to your partner. S/he has listened to your complaints so much that as soon as you start a sentence, your partner can finish the sentence for you. Tell your partner four things that you wanted the cat to do but it didn't.

**Model:** A: 我邻居的猫叫胖胖 (or you can give it another cat name)。  
我让胖胖吃饭……  
B: 它非要出去玩儿。

**Step 2:** It happens that your partner is dog sitting for his/her neighbor as well. The dog has driven your partner crazy because it always does the opposite of what s/he tells it to do. Recently, s/he has been complaining a lot about the dog to you. You have listened to her/his complaints so much that as soon as s/he starts a sentence, you know what the dog has done. Listen to what your partner says and finishes the sentence for her/him.

**Model:** B: 我邻居的狗叫欢欢 (or some other dog name)。  
我叫欢欢坐下……  
A: 它非要跑。

### Student B

**Step 1:** Your partner is cat sitting for his/her neighbor. The cat has driven your partner crazy because it always does the opposite of what s/he tells it to do. Recently, s/he has been complaining a lot about the cat to you. You have listened to her/his complaints so much that as soon as s/he starts a sentence, you know what the cat has done. Listen to what your partner says and finish the sentence for him/her.

**Model:** A: 我邻居的猫叫胖胖 (or some other cat name)。  
我让胖胖吃饭……  
B: 它非要出去玩儿。



**Step 2:** You are dog sitting for your neighbor. The dog has driven you crazy because it always does the opposite of what you tell it to do. Recently, you have been complaining a lot about the dog to your partner. S/he has listened to your complaints so much that as soon as you start a sentence, your partner can finish the sentence for you. Tell your partner four things that you wanted the dog to do but it didn't.

**Model:** B: 我邻居的狗叫欢欢 (or you can give it another dog name)。  
我让欢欢坐下……  
A: 它非要跑。

**VII.** Put the following scrambled sentences into the correct order, based on the English clues.

1. 外文 他 去 买 书店 非要 辞典

---

(He insisted on going to the foreign language bookstore to buy a dictionary.)

2. 不但 而且 有 辞典 拼音 这本 汉字 有

---

(The dictionary has not only Chinese characters but also pinyin.)

3. 要 卖完 你 词典 已经 了 的

---

(The dictionary you want is already sold out.)

4. 一个 掌上 可以 你 电脑 买 词典

---

(You can buy a palm computer dictionary.)

5. 告诉 词典 可以 一个 马上 你 发音 掌上的 汉字

---

(The palm dictionary can immediately tell you the pronunciation of a character.)

6. 词典 这本 个 有 四千 汉字 里 多

---

(The dictionary has more than 4,000 characters.)

7. 不 DVD 一点 清楚 这张 都

---

(The DVD is not clear at all.)

8. 三楼 音像 百货公司 产品 的 在

---

(The audio and video products are on the third floor of the department store.)

**VIII. Use the Correct Connector**

Each of the following sentences has a connector. The sentence is broken after the connector. Choose the correct ending.

1. 小丽不但打篮球打得很好，而且

- a. 打棒球打得不错。
- b. 不会打棒球。

2. 这种外衣常常一来就

- a. 很多人喜欢。
- b. 卖完了。

3. 我觉得掌上词典一点都

- a. 非常酷。
- b. 不便宜。

4. 王明不但是我的好朋友，而且

- a. 是我们一家人的好朋友。
- b. 他住在旧金山。

5. 我让小弟弟少玩一点儿电脑，可是他非要

a. 玩儿一个晚上。

b. 不玩儿了。

6. 那本书一点都

a. 没有意思。

b. 要三天才能看完。

### IX. Match Them!

Match the characters in Column A with the correct pinyin pronunciations in Column B and English meanings in Column C.

#### A

词典

非要

汉字

拼音

音像

产品

连续剧

掌上

手写

马上

发音

半折

#### B

bànzhé

pīnyīn

liánxùjù

fāyīn

zhǎngshàng

shǒuxiě

mǎshàng

yīnxiàng

cídiǎn

Hànzì

chǎnpǐn

fēiyào

#### C

TV series, soap opera

pinyin

50% off

dictionary

handwritten

insist on

audiovisual, sound and video

immediately

pronunciation

palm of the hand

Chinese character

product

# 三·汉字练习 CHINESE CHARACTER PRACTICE

Write the characters in the correct stroke order.

cí 辛 一 二 十 丰 吉 吉 吉 吉 吉 吉 吉 吉 吉 吉 (13)

辞 辞 辞 辞

fēi 非 丨 丨 丨 丨 丨 丨 丨 丨 丨 丨 丨 丨 丨 丨 (8)

非 非 非 非

ér 一 一 一 一 一 一 一 一 一 一 一 一 一 一 (6)

而 而 而 而

qiě 一 丨 丨 丨 丨 丨 丨 丨 丨 丨 丨 丨 丨 丨 (5)

且 且 且 且

pīn 才 一 十 才 才 才 才 才 才 才 才 才 才 才 (9)

拼 拼 拼 拼

xiàng 亻 丨 丨 丨 丨 丨 丨 丨 丨 丨 丨 丨 丨 丨 丨 (13)

像 像 像 像

chǎn 亠 一 一 一 一 一 一 一 一 一 一 一 一 一 (6)

产 产 产 产

lián 辶 一 一 一 一 一 一 一 一 一 一 一 一 一 (7)

连 连 连 连

xù 纟 丨 丨 丨 丨 丨 丨 丨 丨 丨 丨 丨 丨 丨 丨 (11)

续 续 续 续



4.5

春节和年货

Special Purchases for the Spring Festival

一·听力练习 LISTENING PRACTICE



I. Phrase Dictation. Listen carefully to Audio Clip 4-5-1. Each phrase will be read twice: first at normal speed for you to get a general idea, and then at slow speed for you to write down the phrase in pinyin.

1. \_\_\_\_\_

2. \_\_\_\_\_

3. \_\_\_\_\_

4. \_\_\_\_\_

5. \_\_\_\_\_

6. \_\_\_\_\_

7. \_\_\_\_\_

8. \_\_\_\_\_

9. \_\_\_\_\_

10. \_\_\_\_\_



II. Sentence Dictation. Listen carefully to Audio Clip 4-5-2. Each sentence will be read twice: first at normal speed for you to get a general idea, and then at slow speed for you to write down the sentence in pinyin.

1. \_\_\_\_\_

2. \_\_\_\_\_

3. \_\_\_\_\_

4. \_\_\_\_\_

5. \_\_\_\_\_
6. \_\_\_\_\_
7. \_\_\_\_\_
8. \_\_\_\_\_



**III.** Listen to the recording of the dialogue from Lesson 4.5 first, and then answer the True/False questions in Audio Clip 4-5-3.

	1	2	3	4
对				
错				



**IV.** Listen to Audio Clip 4-5-4 and check off which New Year’s foods each family has purchased.

	鸡	鸭	鱼	牛肉	点心	水果	饮料	蔬菜
王先生								
丁太太								
张爷爷								
马老师								



**V.** Listen carefully to the questions in Audio Clip 4-5-5. First, write down the questions in pinyin in the space provided; then answer the questions in pinyin or characters.

1. Q: \_\_\_\_\_

A: \_\_\_\_\_

\_\_\_\_\_

2. Q: \_\_\_\_\_

A: \_\_\_\_\_

\_\_\_\_\_

3. Q: \_\_\_\_\_

A: \_\_\_\_\_

\_\_\_\_\_

4. Q: \_\_\_\_\_

A: \_\_\_\_\_

\_\_\_\_\_

5. Q: \_\_\_\_\_

A: \_\_\_\_\_

\_\_\_\_\_





**VI.** Audio Clip 4-5-6 includes several short listening passages. Each passage is followed by one or more multiple-choice questions based on the content. After listening to each passage, circle the response that best corresponds to what you hear. Each passage will be read twice.

**Passage 1**

1. What kind of service is *not* mentioned in the ad?
  - a. telephone shopping
  - b. internet shopping
  - c. catalog shopping
  - d. home delivery
2. How long do the special services last?
  - a. four days
  - b. five days
  - c. six days
  - d. seven days

**Passage 2**

What is most likely to happen on New Year's Day?

- a. The family will cook a New Year's meal.
- b. The family will go to a restaurant.
- c. The family will go shopping for fresh produce.
- d. The family will go to their relative's.

**Passage 3**

Where would you be likely to hear this announcement?

- a. at a supermarket
- b. at a shopping center
- c. at a school
- d. at a restaurant

**Passage 4**

If you have spent ¥275 in the shopping center, you will get:

- a. a box of tea
- b. a box of moon cakes
- c. a palm dictionary
- d. two bottles of soda

### Passage 5

What is this ad for?

- a. a TV show
- b. a New Year's celebration party
- c. a live performance
- d. a Chinese opera

## 二· 综合语言练习 INTEGRATED LANGUAGE PRACTICE

### I. How do you say it in Chinese?

1. There are huge crowds of people in the shopping center.

---

2. The Spring Festival will be here in two weeks.

---

3. Everyone is making special purchases for the Spring Festival.

---

4. During the Spring Festival children go home to visit parents.

---

5. During the Spring Festival, many families like to have the whole family eating at home.

---

6. The supermarket is holding special sales right now.

---

7. We have 24-hour telephone and online services.

---

8. You don't need to get out of your house; the goods will be delivered to your home.

9. Some families eat at home and some in a restaurant.

10. Before the Spring Festival, many people buy chicken, duck, New Year cake, fruit, etc.

II. Group Activity: What does that word mean?

**Step 1:** Form a small group of four. Select one person as the Game show host and the other three as contestants.

**Step 2:** The host will ask the contestants to give a definition to a term randomly selected from the list below. Your definition must include a dependent clause (a clause with 的 before a noun). Each correct answer is 10 points. Each incorrect answer is -10 points.

**Model:** — 年货是什么?  
— 年货就是过年要吃要用的东西。

Words that need to be defined:

月饼	音像产品	寒假
年货	购物中心	暑假
筷子	超级市场	冰雕
营业时间	小吃天地	服务员

**Step 3:** The host tallies the points to find out who the winner is.

### III. Pair Activity: What were they doing?

You had a good time last weekend and would like to tell your partner what you did. Complete the conversations with your partner according to the directions.

<p><b>A: You start first.</b></p> <ul style="list-style-type: none"> <li>• Ask what your partner did last weekend.</li> <li>• Ask if your partner had a good time at the park.</li> <li>• Ask your partner what the crowds (people) were doing at the park.</li> <li>• Ask your partner what s/he did.</li> </ul>	<p><b>B: Your partner starts first.</b></p> <ul style="list-style-type: none"> <li>• Tell your partner you went to a park.</li> <li>• Tell your partner there were huge crowds of people at the park.</li> <li>• Tell your partner that some were listening to a concert and some were watching a kite competition.</li> <li>• Tell your partner you went to the concert and the kite competition.</li> </ul>
<p><b>A: Your partner starts first.</b></p> <ul style="list-style-type: none"> <li>• Tell your partner you went to a shopping center.</li> <li>• Tell your partner there were huge crowds of people in the shopping center.</li> <li>• Tell your partner the shopping center held a special sales event. Some stores had 50% off and some had 60% off.</li> <li>• Tell your partner you bought a hat, a scarf, a shirt, etc.</li> </ul>	<p><b>B: You start first.</b></p> <ul style="list-style-type: none"> <li>• Ask what your partner did last weekend.</li> <li>• Ask if your partner had a good time at the shopping center.</li> <li>• Ask your partner what the crowds (people) were doing in the shopping center.</li> <li>• Ask if your partner bought something.</li> </ul>

#### IV. Group Activity: Community Holiday Dinner

**Step 1:** Divide the class into three small groups.

**Step 2:** You are volunteering at a local charity. The challenge for the charity's director this year is to use a \$500 donation to buy enough meat, poultry, and fish for a community holiday dinner that will be attended by approximately 100 people. The director asks you to compare the "Weekly Special" ads from three supermarkets and decide what, how much, and where to buy. As a group, you need to make a shopping list for the director.

中大超市特价商品	
火鸡 (turkey)	\$10.00 一只 (10-15斤)
鸡	\$6.00 一只 (买一送一)
牛肉	\$3.00 一斤
鱼	\$2.50 一斤
鸡肉	\$4.00 一斤 (买一送一)
火腿 (ham)	\$2.50 一斤

农工商超市节日特价	
鸡腿	\$0.50 一斤
鸭腿	\$1.00 一斤
牛肉	\$5.00 一斤 (买一送一)
鱼	\$5.00 一条
火鸡	\$0.70 一斤
火腿	\$ 2.00 一斤
鸡肉	\$10.00 一包 (10斤)

新新超市鱼肉特价	
火腿	\$25.00 一只 (7-8斤) (买二送一)
火鸡	\$15.00 一只 (10斤左右) (买一送一)
鸭	\$8.00 一只 (买一送一)
鸡	\$5.00 一只
大鱼	\$10.00 三条
小鱼	\$10.00 五条



V. Pair Activity: What do they mean?

So far you have learned a few four-word idioms as part of extended knowledge. Pair up with a partner and quiz each other on the meaning of the following idioms. You must explain the meaning of these idioms in Chinese. Once you agree on an explanation, write it down in the space provided.

成语	意思
花好月圆	
如鱼得水	
酒肉朋友	
鸡毛蒜皮	
冰天雪地	
风雨交加	
山南海北	
人山人海	
三心二意	
马到成功	

VI. Feature Story: The Li Family's Spring Festival

The editor of the school newspaper wants you to do a feature story on how Chinese families celebrate the Spring Festival. You've decided to focus on one family — Li Pingping's family. After asking each of the family members to describe how they spent the Spring Festival, you have received the following replies:

爸爸的电邮：

Send	Reply	Reply All	Forward	Print	Delete
<p>中国的春节从阴历一月一日开始。今年从阴历一月一日到七日大家都放假，可是因为我们公司的工作很忙，所以我只休息了三天。在大年三十 (New Year's Eve) 晚上，我们一家人在一起吃了晚饭。我爱人 (spouse) 很会做饭，也喜欢做饭，所以我的父母和两个姐姐的一家都来我们家吃饭。我们十多个人坐在一起一边说话一边吃饭，大家都觉得非常高兴。我爱人做了很多菜，有鸡啊、鸭啊、鱼啊、年糕啊、饺子啊。大家都吃了又吃，吃到晚上八九点钟。吃完晚饭以后，我们在一起看了中央电视台的春节晚会节目。</p> <p>阴历的一月一日是春节的第一天，那天孩子们应该去看老人。我们一家人去看了平平的爷爷奶奶，还有平平的姥爷姥姥。春节的第二天到第五天我没有休息，上了四天班。到了第六天，我们大学的同学在一起吃饭。我们每年过年的时候都在一起吃饭。春节的最后一天，我带着爱人和平平去逛商店。过节的时候，商店都举行特价活动，商店里人山人海。我们买了不少用的东西，没买吃的，因为过年以前，平平妈妈已经买了很多吃的了。</p> <p>李风元</p>					



妈妈的电邮：

Send	Reply	Reply All	Forward	Print	Delete
<p>一过年我就非常忙，可是忙得高兴。过年的时候，一家人在一起吃饭聊天，对我来说，这是最让人高兴的。今年过年以前，我去买了很多年货，因为老李的父母和他两个姐姐要来我们家吃饭。那天，来了十多个人，我们又吃饭又看电视节目，到很晚才睡觉。</p> <p>第二天早上，我们去了老李父母的家和我父母的家。我父母都退休了，他们两个人自己住。到了过年的时候，特别想让我们回去看看他们。平平给他们带去了一个大蛋糕和一些水果。那几天，因为老李要上班，我父母就让我和平平在他们家住几天。我每天给父母做饭，跟他们说话，他们非常高兴，让我一有时间就多回家。</p> <p>春节的第五天，我跟平平回家了。那天有一个从美国回来的中学同学请我吃饭，她是我在中学最好的朋友。以前我们天天在一起，有说不完的话。这次，我们又象以前一样，说啊，说啊，还是有说不完的话。</p> <p>我非常喜欢跟朋友和家人在一起，这是我生活中最快乐的时候。</p> <p>张水英</p>					

李平平（孩子）的电邮：

Send	Reply	Reply All	Forward	Print	Delete
<p>过春节的时候，外边人山人海的，大家都来来去去地买东西，看家人，看朋友。我们一家人也一样，过年的第一天，我们就去看了爷爷奶奶，姥爷姥姥，他们看到我都很高兴，还给了我两个红包。我和妈妈在姥姥家住了几天，那几天，妈妈不是在和姥爷姥姥说话，就是在做饭。姥姥家还来了不少客人。我这几天不但看了许多电视节目，而且玩了很长时间的电脑游戏。我还去逛了购物中心，因为爷爷奶奶姥爷姥姥给了我不少钱。我买了很多东西，书啊，CD啊，衣服啊，文具啊。</p> <p>一月六日下午，我跟朋友们一起去看溜冰表演。看完表演以后，我们又去看了电影。我觉得这是今年春节中最好的一天，因为我很喜欢跟朋友们在一起。跟朋友说话比跟父母说话有意思多了。</p> <p>李平平</p>					

**Step 2:** Based on the information you’ve obtained, write a short article about how the Li family celebrated the Spring Festival. You may either write a summary of the activities that Chinese people do during the Spring Festival, or write in detail what exactly happened with the Li family.

**VII. Match Them!**

Match the characters in Column A with the correct pinyin pronunciations in Column B and English meanings in Column C.

**A**

挤  
鸡  
鸭  
树  
年货  
年糕  
平时  
味道  
美好  
举办  
发财  
前来  
家门

**B**

shù  
yā  
jī  
jǐ  
měihǎo  
wèidào  
fācái  
jiāmén  
niángāo  
píngshí  
jǔbàn  
niánhuò  
qiánlái

**C**

make a fortune  
happy, fine  
taste, flavor  
hold  
ordinarily, normally, usually  
come  
door of a house  
duck  
crowded  
special purchases for the Spring Festival  
chicken  
New Year cake (made of rice)  
tree



4.6

第四单元复习  
Review of Unit 4

一 · 综合语言练习    INTEGRATED LANGUAGE PRACTICE

1. Pair Activity: Your partner’s clothes

**Step 1:** How would you ask these questions in Chinese? Write your questions in the table below.

英语问题	汉语问题	你朋友的回答
1. What color is your favorite jacket?		
2. What color are your favorite pants?		
3. What styles of clothes are suitable for you?		
4. Is it easy for you to find clothing that suits you?		
5. Do you buy clothes when they are on sale or when you have to buy them?		

**Step 2:** Take turns to ask each other questions and record your partner’s answers in the right column of the above table.

**Step 3:** Compare your answers. Do you see anything similar? Write your similarities in the space below and report them to class.

**Model:** 我和 (your partner’s name) 都不容易买到合适的衣服。  
我们都喜欢在衣服打折的时候去买衣服。

Similarities:
1.
2.
3.
4.
5.
6.
7.

II. True or False

After reading Dialogue 1 from Lesson 6.6, decide if the following statements are true or false.

	对/错
1. 星期六凯丽去一家裙子店买裙子。	
2. 凯丽买了一条裙子和一件衬衣。	
3. 星期六百货商店有的衣服打七折。	
4. 星期六衣服店的衣服打三五折。	
5. 因为衣服打折，所以百货商店里非常挤。	
6. 如果你有问题，百货商店里有很多营业员可以帮助你。	
7. 凯丽买了一条小号的绿裙子。	
8. 绿裙子有特大号、大号、中号、和特小号的。	
9. 特价的时候，要买到合适的衣服不容易。	
10. 有时候商店里有你喜欢的衣服颜色，但是没有你喜欢的样子。	

III. What happened on August 1?


Based on Dialogue 2 in Lesson 6.6, recount what happened on August 1. Use the following paragraph outline to help you organize the story. Fill in the missing information based on your understanding of the dialogue.

八月一日那天特别热，气温\_\_\_\_\_。那天看门师傅跟平常一样，在楼下看门。在十二点半左右，来了\_\_\_\_\_。他是个\_\_\_\_\_的学生，穿了\_\_\_\_\_。他说他要上去\_\_\_\_\_。看门师傅让他带张爷爷的报纸上去。过了两三分钟，这个人\_\_\_\_\_。他说，\_\_\_\_\_。可是后来这个人没有回来，所以看门师傅觉得这个人有问题。






IV. Pair Activity: Trendsetters



You and your partner are doing a market survey for a clothing store. The store wants to find out more about shoppers' current clothing preferences. Both of you have interviewed several people about their fashion likes and dislikes. Now you are entering your findings on the "list of products" provided to you by the store. Listen to your partner carefully and mark his/her findings on the list. After both of you have reported your findings, tally the results.

List of Products

衣服	A	B	多少人喜欢
			



A's Sheet

1. 一个老人说他夏天喜欢穿短裤。
2. 一个女学生说她最喜欢穿长裙子了。
3. 有一个男学生说，穿大衣很酷。
4. 有个女学生说，她一点儿都不喜欢穿裙子，她比较喜欢穿裤子。
5. 有个小孩子说，她喜欢穿短裤。
6. 有三个女孩子说她们觉得那种衬衣很好看。
7. 有一个男人说，他什么衣服都不喜欢。
8. 一个爸爸说，他要给他的小女儿买一条短裙子。

**B's Sheet**

1. 有两个女学生都很喜欢穿外衣。
2. 一个小女孩说，短裙子非常漂亮。
3. 两个男人说，他们每天都穿衬衣。
4. 一个男学生喜欢穿短裤。
5. 一个老人说冬天穿大衣很暖和。
6. 一个男学生不喜欢穿大衣，穿大衣运动不方便。
7. 有两个女的非常喜欢那种样子的外衣。
8. 一个小男孩说，衬衣太难看了。



## 第五单元 你需要帮助吗?

### UNIT 5 Do You Need Help?

5.1

去医院

Going to the Hospital

#### 一·听力练习 LISTENING PRACTICE



I. Phrase Dictation. Listen carefully to Audio Clip 5-1-1. Each phrase will be read twice: first at normal speed for you to get a general idea, and then at slow speed for you to write down the phrase in pinyin.

1. \_\_\_\_\_
2. \_\_\_\_\_
3. \_\_\_\_\_
4. \_\_\_\_\_
5. \_\_\_\_\_
6. \_\_\_\_\_
7. \_\_\_\_\_
8. \_\_\_\_\_



II. Sentence Dictation. Listen carefully to Audio Clip 5-1-2. Each sentence will be read twice: first at normal speed for you to get a general idea, and then at slow speed for you to write down the sentence in pinyin.

1. \_\_\_\_\_
2. \_\_\_\_\_
3. \_\_\_\_\_

- 4. \_\_\_\_\_
- 5. \_\_\_\_\_
- 6. \_\_\_\_\_
- 7. \_\_\_\_\_
- 8. \_\_\_\_\_
- 9. \_\_\_\_\_
- 10. \_\_\_\_\_



**III.** Listen to the recording of Dialogue 1 from Lesson 5.1 first, and then answer the True/False questions in Audio Clip 5-1-3.

	1	2	3	4
对				
错				



**IV.** Listen to the recording of Dialogue 2 from Lesson 5.1 first, then answer the True/False questions in Audio Clip 5-1-4.

	1	2	3	4
对				
错				



**V.** What did people donate? Listen to Audio Clip 5-1-5 and check off what each person donated to the local food bank.

	牛奶	蔬菜	水果	点心	肉	鱼
王太太						
李先生						
马老师						
汤先生						
丁爷爷						



**VI.** Listen carefully to the questions in Audio Clip 5-1-6. First, write down the questions in pinyin in the space provided; and then answer the questions in pinyin or characters.

1. Q: \_\_\_\_\_

A: \_\_\_\_\_
2. Q: \_\_\_\_\_

A: \_\_\_\_\_
3. Q: \_\_\_\_\_

A: \_\_\_\_\_
4. Q: \_\_\_\_\_

A: \_\_\_\_\_

5. Q: \_\_\_\_\_

A: \_\_\_\_\_

\_\_\_\_\_



**VII.** Audio Clip 5-1-7 includes several short listening passages. Each passage is followed by one or more multiple-choice questions based on the content. After listening to each passage, circle the response that best corresponds to what you hear. Each passage will be read twice.

**Passage 1**

This conversation most likely took place in:

- a. a classroom
- b. a library
- c. a gym
- d. a hospital

**Passage 2**

Where was Xiao Ming most likely injured?

- a. his arm
- b. his leg
- c. his eyes
- d. his head

**Passage 3**

What will the man most likely do after this conversation?

- a. go to a hospital
- b. go home
- c. continue to work
- d. call a doctor



**Passage 4**

Which of the following statements is true?

- a. Mr. Zhang injured only his arm.
- b. Mr. Zhang injured only his leg.
- c. Mr. Zhang injured his arm and leg.
- d. Mr. Zhang didn't sustain any injury.

**Passage 5**

Which of the following statements describes the patient's symptoms?

- a. She has pain in her leg and head.
- b. Other than the leg, she is fine.
- c. She only has a headache.
- d. She only has pain in her arm.

**二 · 综合语言练习 INTEGRATED LANGUAGE PRACTICE**

**I. How do you say it in Chinese?**

1. When skiing, he fell down.

---

2. His head hit the snow-covered ground.

---

3. His head had a large bump.

---

4. His legs and arms were not injured, but there was a little pain in his right hand.

---

5. The doctor saw some bruises near his eyes and nose and examined him.

---

---

6. His bones were not injured.

---

7. For safety, the doctor wanted him to get an X ray.

---

8. Except for his head and right hand, he was not injured anywhere else.

---

## II. Pair Activity: Oops

Follow the instructions to complete the following dialogues.

<b>A: You start.</b> <ul style="list-style-type: none"><li>• Tell B you heard that your P.E. teacher fell down while mountain climbing.</li><li>• Surprised. Tell B you heard the teacher only injured his right foot.</li><li>• Puzzled. Tell B you heard that, other than his right foot, the teacher didn't injure anywhere else.</li><li>• Tell B you had better visit the teacher in the hospital.</li></ul>	<b>B: Your partner starts.</b> <ul style="list-style-type: none"><li>• Confirm. Tell A you heard the teacher had injured both of his legs.</li><li>• Puzzled. Tell A you heard the teacher also broke the bones in the right arm and is now in the hospital.</li><li>• Tell A you heard that the teacher can't use his right hand to write and is learning to write with his left hand.</li><li>• Agree.</li></ul>
---	--

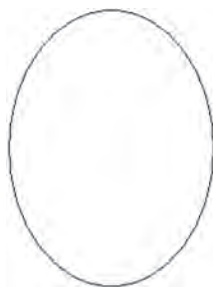
<p><b>A: Your partner starts.</b></p> <ul style="list-style-type: none"> <li>• Surprised. Ask where Mary is and offer to go take a look.</li> <li>• Ask if Mary is injured.</li> <li>• Ask if Mary can walk.</li> <li>• Tell B that if Mary cannot come to school tomorrow, you will help her with her homework.</li> </ul>	<p><b>B: You start.</b></p> <ul style="list-style-type: none"> <li>• Tell A that Mary fell down at the door.</li> <li>• Tell A that it's not necessary, because the teacher has taken Mary to the hospital.</li> <li>• Tell A that Mary may have injured her leg.</li> <li>• Tell A that Mary didn't seem to be able to walk.</li> <li>• Thank A.</li> </ul>
---	--

### III. Pair Activity: Portrait Artist

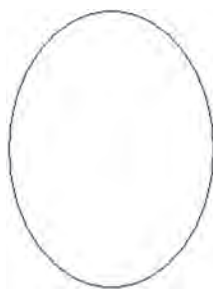
**Step 1:** Think of a face that both you and your partner would recognize (can be a classmate, teacher, a celebrity, a politician, etc.)

**Step 2:** Describe the face to the portrait artist (played by your partner). While you are describing, your partner draws the face.

**Model:** 他是男的。他的眼睛不大，鼻子很长……



**Step 3:** Switch.



IV. Pair Activity: We'd better...

Take turns to ask and answer questions. Based on the facts given in your worksheet, make a choice by using 还是. Be sure to tell your partner the reason for your choice.

Model: A: 我们去中国饭店还是日本饭店吃饭?  
B: 我们还是去中国饭店吧。听说那个日本饭店非常贵。  
A: 好。

A's Sheet

1. 我们星期六上午还是下午去打球?	
2.	小吃快, 也便宜。
3. 我们去广场还是公园玩滑板?	
4.	下载音乐又快又方便。
5. 我们去购物中心还是在网上买东西?	
6.	红帽子更漂亮。

B's Sheet

1.	下午要下雨。
2. 我们去吃饭还是吃小吃?	
3.	公园里不能玩滑板。
4. 我们下载音乐还是去买音乐光盘?	
5.	在网上买更方便。
6. 我们买红帽子还是蓝帽子送给王老师?	

V. Mixer Bingo: Good things come in pairs

**Directions:** Answer the following questions using 除了……也…….

Note: Be honest. Do not look at the bingo grid ahead of time!

1. 你喜欢哪两个运动?  

---
2. 你喜欢吃哪两种饭?  

---

3. 你喜欢看哪两种电视节目？

---

4. 你这个学期上哪两门课？

---

5. 你喜欢穿哪两种颜色的衣服？

---

6. 你喜欢吃哪两种水果？

---

7. 你去过哪两个国家？

---

8. 你平时喝哪两种茶？

---

9. 你喜欢哪两个季节？

---

10. 你有哪两种词典？

---

**Step 2:** Circulate around the classroom and ask your classmates the questions in the bingo grid below. You can only ask ONE question to each student. When a student answers “Yes” to a question, write down this student’s name in the square and cross the question out. You win the game if you successfully cross out three squares in a row – horizontally, vertically, or diagonally.

<div>除了去过日本，你也去过韩国吗？</div> <div></div> <div></div> <div></div> <div></div>	<div>除了白色的衣服以外，你也喜欢穿红色的衣服吗？</div> <div></div> <div></div> <div></div> <div></div>	<div>除了生物课以外，你这个学期也上物理课吗？</div> <div></div> <div></div> <div></div> <div></div>
<div>除了汉英词典以外，你也有掌上英汉词典吗？</div> <div></div> <div></div> <div></div> <div></div>	<div>除了绿茶以外，你平时也喝红茶吗？</div> <div></div> <div></div> <div></div> <div></div>	<div>除了香蕉以外，你也喜欢吃葡萄吗？</div> <div></div> <div></div> <div></div> <div></div>
<div>除了体育节目以外，你也喜欢看新闻节目吗？</div> <div></div> <div></div> <div></div> <div></div>	<div>除了跑步以外，你也喜欢走路吗？</div> <div></div> <div></div> <div></div> <div></div>	<div>除了冬天以外，你也喜欢秋天吗？</div> <div></div> <div></div> <div></div> <div></div>


## VI. Short Story

Choose one set of pictures to write a short story. Your story should include the “who, what, when, where, and how” of the accident. Try to use 摔, 撞, 除了……以外, and 一下. Share your story in class.

### Story 1:



### Story 2:



### Story 3:





**VII. Match Them!**

Match the characters in Column A with the correct pinyin pronunciations in Column B and English meanings in Column C.

<b>A</b>	<b>B</b>	<b>C</b>
摔	jiǎo	eye
倒	bāo	foot
头	huài	worry
撞	zuǐ	head
嘴	tóu	once, a short while
坏	zhuàng	injured, wounded
疼	shǒu	bump, bruise
手	shuāi	nose
脚	dǎo	fall, stumble
包	téng	examine, inspect
眼睛	yīxià	collide, run into, bump against
鼻子	dānxīn	bone
受伤	jiǎnchá	bad, broken
担心	shòushāng	fall down, collapse
耳朵	yǎnjīng	hand
检查	gǔtóu	ache, hurt, be painful
一下	ěrdou	mouth
骨头	bízi	ear

VIII. What is today’s homework?

Write an email to your teacher. Tell your teacher that you fell while playing tennis yesterday and injured your arm; today you are going to the hospital to get an X ray. Ask your teacher to email you today’s homework.

Send	Reply	Reply All	Forward	Print	Delete

# 三·汉字练习 CHINESE CHARACTER PRACTICE

Write the characters in the correct stroke order.

shuāi 才 一 十 才 扌 扌 扌 扌 扌 扌 扌 扌 扌 扌 扌 扌 扌 扌 (14)

摔 摔 摔 摔

dǎo 亻 ノ イ 个 个 个 个 个 个 个 个 个 个 个 个 (10)

倒 倒 倒 倒

shòu 又 一 乚 𠂇 𠂇 𠂇 𠂇 𠂇 𠂇 𠂇 𠂇 𠂇 𠂇 𠂇 𠂇 (8)

受 受 受 受

shāng 亻 ノ イ 𠂇 𠂇 𠂇 𠂇 𠂇 𠂇 𠂇 𠂇 𠂇 𠂇 𠂇 𠂇 (6)

伤 伤 伤 伤

dān 扌 一 十 才 扌 扌 扌 扌 扌 扌 扌 扌 扌 扌 扌 扌 (8)

担 担 担 担

tóu 大 丶 丶 丶 丶 丶 丶 丶 丶 丶 丶 丶 丶 丶 丶 (5)

头 头 头 头

zhuàng 扌 一 十 才 扌 扌 扌 扌 扌 扌 扌 扌 扌 扌 扌 扌 (15)

撞 撞 撞 撞

yǎn 目 丨 丨 丨 丨 丨 丨 丨 丨 丨 丨 丨 丨 丨 丨 (11)

眼 眼 眼 眼

jīng 目 丨 丨 丨 丨 丨 丨 丨 丨 丨 丨 丨 丨 丨 丨 (13)

睛 睛 睛 睛



chú ㄔㄨˊ 除 除 除 除

[illegible]

5.2

你哪儿不舒服?  
What Are Your Symptoms?

一·听力练习 LISTENING PRACTICE



I. Phrase Dictation. Listen carefully to Audio Clip 5-2-1. Each phrase will be read twice: first at normal speed for you to get a general idea, and then at slow speed for you to write down the phrase in pinyin.

1. \_\_\_\_\_

2. \_\_\_\_\_

3. \_\_\_\_\_

4. \_\_\_\_\_

5. \_\_\_\_\_

6. \_\_\_\_\_

7. \_\_\_\_\_

8. \_\_\_\_\_

9. \_\_\_\_\_

10. \_\_\_\_\_



II. Sentence Dictation. Listen carefully to Audio Clip 5-2-2. Each sentence will be read twice: first at normal speed for you to get a general idea, and then at slow speed for you to write down the sentence in pinyin.

1. \_\_\_\_\_

2. \_\_\_\_\_

3. \_\_\_\_\_

4. \_\_\_\_\_

5. \_\_\_\_\_
6. \_\_\_\_\_
7. \_\_\_\_\_
8. \_\_\_\_\_



**III.** Listen to the recording of Dialogue 1 from Lesson 5.2 first, and then answer the True/False questions in Audio Clip 5-2-3.

	1	2	3	4
对				
错				



**IV.** Listen to the recording of Dialogue 2 from Lesson 5.2 first, and then answer the True/False questions in Audio Clip 5-2-4.

	1	2	3	4
对				
错				



**V.** Listen to Audio Clip 5-2-5 and check off what symptoms each person is experiencing.

	头	腿	手臂	手	脚	嗓子	眼睛	耳朵	嘴
第一个人									
第二个人									
第三个人									
第四个人									
第五个人									



**VI.** Listen carefully to the questions in Audio Clip 5-2-6. First, write down the questions in pinyin in the space provided; and then answer the questions in pinyin or characters.

1. Q:

A:
2. Q:

A:
3. Q:

A:



4. Q:

A:

5. Q:

A:

6. Q:

A:

7. Q:

A:



**VII. Rejoinders:** In Audio Clip 5-2-7 you will hear five partial conversations, followed by four possible choices designated by (A), (B), (C), and (D). Circle the choice that continues or completes the conversation in a logical and culturally appropriate manner.

Note: Both the questions and the choices will be read once.

1	2	3	4	5
(A)	(A)	(A)	(A)	(A)
(B)	(B)	(B)	(B)	(B)
(C)	(C)	(C)	(C)	(C)
(D)	(D)	(D)	(D)	(D)

## 二 · 综合语言练习 INTEGRATED LANGUAGE PRACTICE

### I. How do you say it in Chinese?

1. I have a headache and will sleep for a while.

---

2. If you don't feel well, I can accompany you to the clinic.

---

3. I have a sore throat and a runny nose.

---

4. Apart from sneezing, do you have any other symptoms?

---

5. He has a fever and can't eat anything.

---

6. If you cough, please take a spoonful of cough medicine every four hours.

---

7. Take two pills of medicine every six hours.

---

8. Everyone should wash hands more often during cold season (the season of getting colds).

---

### II. Small Group Activity: Secret Passwords

**Step 1:** Form small groups of four people.

**Step 2:** Divide your four-person group into two two-person teams. Each team should write down 10 words from one of the following categories: body parts, illness symptoms, sports, fruit, and beverages – these are the “passwords” that your rival team will have to guess.

**Step 3:** Decide with your partner who will be the “password receiver” and who will be the “password guesser.”

**Step 4:** Give your list of words to the “password receiver” of your rival team.

**Step 5:** Password receiver: You have 10 seconds to give clues to your partner. You can only give one-word clues in Chinese. For example, if the password is “腿”, you can say: 踢足球, 跑步, 走路 etc., until your partner guesses the word 腿 correctly.

**Step 6:** Begin the game. If the “password guesser” fails to guess the password within 10 seconds, or if an English clue is given, the turn passes to the rival team.

**Step 7:** The team that has guessed more words correctly wins the game.

### III. Group Activity: Describe the Symptoms

**Step 1:** Work as a group to come up with symptoms related to each diagnosis.

腿摔坏了	感冒	睡觉睡不好

**Step 2:** Share your group work in class. The group with the most symptoms wins. (Remember, only accurate symptoms count!)

**IV. Mixer Activity: What would you do if...?**

You are conducting a survey to understand students' strategies for dealing with various health problems.

**Problems:**

have a fever	have a headache	cough a lot and can't sleep well
forgot how to take a medicine	need to go to the clinic	have a sore throat

**Step 1:** In the spaces below, write your questions in Chinese.

**Model:** 如果你不能去上课，你怎么办？

1.
2.
3.
4.
5.
6.

**Step 2:** Use the questions you've written to interview three students and record their answers.

问题	学生一	学生二	学生三
1.			
2.			

3.			
4.			
5.			
6.			

### V. Pair Activity: Role play

#### Situation 1:

<p><b>A: You start first.</b></p> <p>You and your friend were planning to fly kites this morning. You wake up with a severe headache. Call your friend to cancel your appointment.</p>	<p><b>B: Your partner starts first.</b></p> <p>You and your friend were planning to fly kites this morning. Your friend now has a headache and cannot go with you. Offer some help to your friend.</p>
--	--

#### Situation 2:

<p><b>A: Your partner starts first.</b></p> <p>Your friend is coming down with a cold. Since you are going to the supermarket, he/she asks you to pick up some cold medicine. Ask about his/her symptoms, so you can get the most suitable medicine for him/her.</p>	<p><b>B: You start first.</b></p> <p>You are coming down with a cold. Since your friend is going to the supermarket, you ask him/her to pick some cold medicine for you. Describe your symptoms so your friend can get the best medicine for you.</p>
--	---

**VI.** Put the following scrambled sentences into the correct order, based on the English clues.

1. 头疼 流 以外 他 鼻涕 除了 还 ,

---

(In addition to a headache, he has a runny nose.)

2. 外衣 在 外面 大风 穿上 你 刮 的 ,

---

(It's very windy outside; put on your coat.)

3. 休息 好 我 就 的 一会儿 会

---

(I will be fine after taking a short rest.)

4. 你 应该 医务所 如果 舒服 医生 去 看 不 ,

---

(If you don't feel well, you should go to the clinic to see a doctor.)

5. 了 如果 喝水 应该 多 多 感冒 休息 你 就 , ,

---

(If you have a cold, you should drink more water and get more rest.)

6. 了 忘 大家 检查 明天 要 告诉 身体 别

---

(Don't forget to tell everyone to have a physical examination tomorrow.)

7. 这种 一片 一天 吃 吃 一次 三次 感冒药 ,

---

(Take this cold medicine three times a day, and take one pill at a time.)

8. 很 能 他 不 所以 舒服 不 上课 觉得 去 ,

---

(He doesn't feel well at all, so he can't go to class.)

**VII. Match Them!**

Match the characters in Column A with the correct pinyin pronunciations in Column B and English meanings in Column C.

<b>A</b>	<b>B</b>	<b>C</b>
陪	gèng	if
更	yào	clinic
药	péi	throat, voice
舒服	gǎnmào	just now, a moment ago
麻烦	dé bìng	have a fever
感冒	gāngcái	sneeze
如果	chuānshàng	accompany
医务所	dǎpēntì	put (clothes) on
刚才	shūfú	troublesome
嗓子	fāshāo	cough
鼻涕	rúguǒ	get sick
穿上	késòu	more
打喷嚏	yīwùsuǒ	comfortable, feeling well
发烧	bítì	cold, catch a cold
咳嗽	sǎngzi	medicine
得病	máfán	nasal discharge

### VIII. Group Activity: 如果你高兴

You must know this children's song: "If You're Happy and You Know It." Now get into small groups of four, and see if you can translate this song into Chinese using the words that you know. Afterwards, share your translation with your class.

#### **If You're Happy and You Know It**

If you're happy and you know it, clap your hands!

If you're happy and you know it, clap your hands!

If you're happy and you know it,

Then your face will surely show it.

If you're happy and you know it, clap your hands!

If you're happy and you know it, stamp your feet!

If you're happy and you know it, stamp your feet!

If you're happy and you know it,

Then your face will surely show it.

If you're happy and you know it, stamp your feet!

If you're happy and you know it, shout Hooray!

If you're happy and you know it, shout Hooray!

If you're happy and you know it,

Then your face will surely show it.

If you're happy and you know it, shout Hooray!

If you're happy and you know it, do all three!

If you're happy and you know it, do all three!

If you're happy and you know it,

Then your face will surely show it.

If you're happy and you know it, do all three!



### 三· 汉字练习 CHINESE CHARACTER PRACTICE

**Write the characters in the correct stroke order.**

péi	ㄆㄟˊ	ī ǖ ǘ ǚ ǜ ǖ ǘ ǚ ǜ 陪 陪 (10)									
陪	陪	陪	陪								

gèng 一 一 厂 𠂇 𠂆 𠂅 𠂄 𠂃 𠂂 𠂁 𠂀 𠂉 𠂈 𠂇 𠂆 𠂅 𠂄 𠂃 𠂂 𠂁 𠂀 (7)

更 更 更 更

yào	艹	一 十 艹 艹 艹 艹 艹 药 药 (9)									
药	药	药	药								

[illegible][illegible]

gǎn	心	一 厂 尸 尸 后 后 咸 咸 咸 感 感 感 感 (13)									
感	感	感	感								

mào	冃	1 冃 冃 冃 冃 冃 冃 冃 冃 冃 冃 (9)									
冒	冒	冒	冒								

rú	女	ㄣ ㄣ 女 女 如 如 (6)									
如	如	如	如								

gāng													丨 冂 𠔁 𠔂 𠔃 𠔄 𠔅 𠔆 𠔇 𠔈 𠔉 𠔊 𠔋 𠔌 𠔍 𠔎 𠔏 𠔐 𠔑 𠔒 𠔓 𠔔 𠔕 𠔖 𠔗 𠔘 𠔙 𠔚 𠔛 𠔜 𠔝 𠔞 𠔟 𠔠 𠔡 𠔢 𠔣 𠔤 𠔥 𠔦 𠔧 𠔨 𠔩 𠔪 𠔫 𠔬 𠔭 𠔮 𠔯 𠔰 𠔱 𠔲 𠔳 𠔴 𠔵 𠔶 𠔷 𠔸 𠔹 𠔺 𠔻 𠔼 𠔽 𠔾 𠔿 𠕀 𠕁 𠕂 𠕃 𠕄 𠕅 𠕆 𠕇 𠕈 𠕉 𠕊 𠕋 𠕌 𠕍 𠕎 𠕏 𠕐 𠕑 𠕒 𠕓 𠕔 𠕕 𠕖 𠕗 𠕘 𠕙 𠕚 𠕛 𠕜 𠕝 𠕞 𠕟 𠕠 𠕡 𠕢 𠕣 𠕤 𠕥 𠕦 𠕧 𠕨 𠕩 𠕪 𠕫 𠕬 𠕭 𠕮 𠕯 𠕰 𠕱 𠕲 𠕳 𠕴 𠕵 𠕶 𠕷 𠕸 𠕹 𠕺 𠕻 𠕼 𠕽 𠕾 𠕿 𠖀 𠖁 𠖂 𠖃 𠖄 𠖅 𠖆 𠖇 𠖈 𠖉 𠖊 𠖋 𠖌 𠖍 𠖎 𠖏 𠖐 𠖑 𠖒 𠖓 𠖔 𠖕 𠖖 𠖗 𠖘 𠖙 𠖚 𠖛 𠖜 𠖝 𠖞 𠖟 𠖠 𠖡 𠖢 𠖣 𠖤 𠖥 𠖦 𠖧 𠖨 𠖩 𠖪 𠖫 𠖬 𠖭 𠖮 𠖯 𠖰 𠖱 𠖲 𠖳 𠖴 𠖵 𠖶 𠖷 𠖸 𠖹 𠖺 𠖻 𠖼 𠖽 𠖾 𠖿 𠗀 𠗁 𠗂 𠗃 𠗄 𠗅 𠗆 𠗇 𠗈 𠗉 𠗊 𠗋 𠗌 𠗍 𠗎 𠗏 𠗐 𠗑 𠗒 𠗓 𠗔 𠗕 𠗖 𠗗 𠗘 𠗙 𠗚 𠗛 𠗜 𠗝 𠗞 𠗟 𠗠 𠗡 𠗢 𠗣 𠗤 𠗥 𠗦 𠗧 𠗨 𠗩 𠗪 𠗫 𠗬 𠗭 𠗮 𠗯 𠗰 𠗱 𠗲 𠗳 𠗴 𠗵 𠗶 𠗷 𠗸 𠗹 𠗺 𠗻 𠗼 𠗽 𠗾 𠗿 𠘀 𠘁 𠘂 𠘃 𠘄 𠘅 𠘆 𠘇 𠘈 𠘉 𠘊 𠘋 𠘌 𠘍 𠘎 𠘏 𠘐 𠘑 𠘒 𠘓 𠘔 𠘕 𠘖 𠘗 𠘘 𠘙 𠘚 𠘛 𠘜 𠘝 𠘞 𠘟 𠘠 𠘡 𠘢 𠘣 𠘤 𠘥 𠘦 𠘧 𠘨 𠘩 𠘪 𠘫 𠘬 𠘭 𠘮 𠘯 𠘰 𠘱 𠘲 𠘳 𠘴 𠘵 𠘶 𠘷 𠘸 𠘹 𠘺 𠘻 𠘼 𠘽 𠘾 𠘿 𠙀 𠙁 𠙂 𠙃 𠙄 𠙅 𠙆 𠙇 𠙈 𠙉 𠙊 𠙋 𠙌 𠙍 𠙎 𠙏 𠙐 𠙑 𠙒 𠙓 𠙔 𠙕 𠙖 𠙗 𠙘 𠙙 𠙚 𠙛 𠙜 𠙝 𠙞 𠙟 𠙠 𠙡 𠙢 𠙣 𠙤 𠙥 𠙦 𠙧 𠙨 𠙩 𠙪 𠙫 𠙬 𠙭 𠙮 𠙯 𠙰 𠙱 𠙲 𠙳 𠙴 𠙵 𠙶 𠙷 𠙸 𠙹 𠙺 𠙻 𠙼 𠙽 𠙾 𠙿 𠚀 𠚁 𠚂 𠚃 𠚄 𠚅 𠚆 𠚇 𠚈 𠚉 𠚊 𠚋 𠚌 𠚍 𠚎 𠚏 𠚐 𠚑 𠚒 𠚓 𠚔 𠚕 𠚖 𠚗 𠚘 𠚙 𠚚 𠚛 𠚜 𠚝 𠚞 𠚟 𠚠 𠚡 𠚢 𠚣 𠚤 𠚥 𠚦 𠚧 𠚨 𠚩 𠚪 𠚫 𠚬 𠚭 𠚮 𠚯 𠚰 𠚱 𠚲 𠚳 𠚴 𠚵 𠚶 𠚷 𠚸 𠚹 𠚺 𠚻 𠚼 𠚽 𠚾 𠚿 𠛀 𠛁 𠛂 𠛃 𠛄 𠛅 𠛆 𠛇 𠛈 𠛉 𠛊 𠛋 𠛌 𠛍 𠛎 𠛏 𠛐 𠛑 𠛒 𠛓 𠛔 𠛕 𠛖 𠛗 𠛘 𠛙 𠛚 𠛛 𠛜 𠛝 𠛞 𠛟 𠛠 𠛡 𠛢 𠛣 𠛤 𠛥 𠛦 𠛧 𠛨 𠛩 𠛪 𠛫 𠛬 𠛭 𠛮 𠛯 𠛰 𠛱 𠛲 𠛳 𠛴 𠛵 𠛶 𠛷 𠛸 𠛹 𠛺 𠛻 𠛼 𠛽 𠛾 𠛿 𠜀 𠜁 𠜂 𠜃 𠜄 𠜅 𠜆 𠜇 𠜈 𠜉 𠜊 𠜋 𠜌 𠜍 𠜎 𠜏 𠜐 𠜑 𠜒 𠜓 𠜔 𠜕 𠜖 𠜗 𠜘 𠜙 𠜚 𠜛 𠜜 𠜝 𠜞 𠜟 𠜠 𠜡 𠜢 𠜣 𠜤 𠜥 𠜦 𠜧 𠜨 𠜩 𠜪 𠜫 𠜬 𠜭 𠜮 𠜯 𠜰 𠜱 𠜲 𠜳 𠜴 𠜵 𠜶 𠜷 𠜸 𠜹 𠜺 𠜻 𠜼 𠜽 𠜾 𠜿 𠝀 𠝁 𠝂 𠝃 𠝄 𠝅 𠝆 𠝇 𠝈 𠝉 𠝊 𠝋 𠝌 𠝍 𠝎 𠝏 𠝐 𠝑 𠝒 𠝓 𠝔 𠝕 𠝖 𠝗 𠝘 𠝙 𠝚 𠝛 𠝜 𠝝 𠝞 𠝟 𠝠 𠝡 𠝢 𠝣 𠝤 𠝥 𠝦 𠝧 𠝨 𠝩 𠝪 𠝫 𠝬 𠝭 𠝮 𠝯 𠝰 𠝱 𠝲 𠝳 𠝴 𠝵 𠝶 𠝷 𠝸 𠝹 𠝺 𠝻 𠝼 𠝽 𠝾 𠝿 𠞀 𠞁 𠞂 𠞃 𠞄 𠞅 𠞆 𠞇 𠞈 𠞉 𠞊 𠞋 𠞌 𠞍 𠞎 𠞏 𠞐 𠞑 𠞒 𠞓 𠞔 𠞕 𠞖 𠞗 𠞘 𠞙 𠞚 𠞛 𠞜 𠞝 𠞞 𠞟 𠞠 𠞡 𠞢 𠞣 𠞤 𠞥 𠞦 𠞧 𠞨 𠞩 𠞪 𠞫 𠞬 𠞭 𠞮 𠞯 𠞰 𠞱 𠞲 𠞳 𠞴 𠞵 𠞶 𠞷 𠞸 𠞹 𠞺 𠞻 𠞼 𠞽 𠞾 𠞿 𠟀 𠟁 𠟂 𠟃 𠟄 𠟅 𠟆 𠟇 𠟈 𠟉 𠟊 𠟋 𠟌 𠟍 𠟎 𠟏 𠟐 𠟑 𠟒 𠟓 𠟔 𠟕 𠟖 𠟗 𠟘 𠟙 𠟚 𠟛 𠟜 𠟝 𠟞 𠟟 𠟠 𠟡 𠟢 𠟣 𠟤 𠟥 𠟦 𠟧 𠟨 𠟩 𠟪 𠟫 𠟬 𠟭 𠟮 𠟯 𠟰 𠟱 𠟲 𠟳 𠟴 𠟵 𠟶 𠟷 𠟸 𠟹 𠟺 𠟻 𠟼 𠟽 𠟾 𠟿 𠠀 𠠁 𠠂 𠠃 𠠄 𠠅 𠠆 𠠇 𠠈 𠠉 𠠊 𠠋 𠠌 𠠍 𠠎 𠠏 𠠐 𠠑 𠠒 𠠓 𠠔 𠠕 𠠖 𠠗 𠠘 𠠙 𠠚 𠠛 𠠜 𠠝 𠠞 𠠟 𠠠 𠠡 𠠢 𠠣 𠠤 𠠥 𠠦 𠠧 𠠨 𠠩 𠠪 𠠫	
------	--	--	--	--	--	--	--	--	--	--	--	--	---	--

sǎng 口 ㄙㄤˇ ㄙㄤˊ ㄙㄤˋ ㄙㄤˊ ㄙㄤˋ ㄙㄤˊ ㄙㄤˋ ㄙㄤˊ ㄙㄤˋ ㄙㄤˊ ㄙㄤˋ ㄙㄤˊ ㄙㄤˋ (13)

嗓 嗓 嗓 嗓

tì 氵 ㄊㄧˋ ㄊㄧˋ ㄊㄧˋ ㄊㄧˋ ㄊㄧˋ ㄊㄧˋ ㄊㄧˋ ㄊㄧˋ ㄊㄧˋ (10)

涕 涕 涕 涕

pēn 口 ㄆㄣ ㄆㄣ ㄆㄣ ㄆㄣ ㄆㄣ ㄆㄣ ㄆㄣ ㄆㄣ ㄆㄣ ㄆㄣ (12)

喷 喷 喷 喷

tì 口 ㄊㄧˋ ㄊㄧˋ ㄊㄧˋ ㄊㄧˋ ㄊㄧˋ ㄊㄧˋ ㄊㄧˋ ㄊㄧˋ ㄊㄧˋ ㄊㄧˋ ㄊㄧˋ ㄊㄧˋ ㄊㄧˋ (17)

嚏 嚏 嚏 嚏

shāo 火 ㄕㄠ ㄕㄠ ㄕㄠ ㄕㄠ ㄕㄠ ㄕㄠ ㄕㄠ ㄕㄠ ㄕㄠ ㄕㄠ (10)

烧 烧 烧 烧

ké 口 ㄎㄣˊ ㄎㄣˊ ㄎㄣˊ ㄎㄣˊ ㄎㄣˊ ㄎㄣˊ ㄎㄣˊ ㄎㄣˊ ㄎㄣˊ ㄎㄣˊ (9)

咳 咳 咳 咳

sòu 口 ㄙㄡˋ ㄙㄡˋ ㄙㄡˋ ㄙㄡˋ ㄙㄡˋ ㄙㄡˋ ㄙㄡˋ ㄙㄡˋ ㄙㄡˋ ㄙㄡˋ (14)

嗽 嗽 嗽 嗽

5.3

你受伤了吗?  
Are You Injured?

一·听力练习 LISTENING PRACTICE



I. Phrase Dictation. Listen carefully to Audio Clip 5-3-1. Each phrase will be read twice: first at normal speed for you to get a general idea, and then at slow speed for you to write down the phrase in pinyin.

1. \_\_\_\_\_
2. \_\_\_\_\_
3. \_\_\_\_\_
4. \_\_\_\_\_
5. \_\_\_\_\_
6. \_\_\_\_\_
7. \_\_\_\_\_
8. \_\_\_\_\_
9. \_\_\_\_\_
10. \_\_\_\_\_



II. Sentence Dictation. Listen carefully to Audio Clip 5-3-2. Each sentence will be read twice: first at normal speed for you to get a general idea, and then at slow speed for you to write down the sentence in pinyin.

1. \_\_\_\_\_
2. \_\_\_\_\_
3. \_\_\_\_\_
4. \_\_\_\_\_

5. \_\_\_\_\_
6. \_\_\_\_\_
7. \_\_\_\_\_
8. \_\_\_\_\_



**III.** Listen to the recording of Dialogue 1 from Lesson 5.3 first, and then answer the True/False questions in Audio Clip 5-3-3.

	1	2	3	4
对				
错				



**IV.** Listen to the recording of Dialogue 2 from Lesson 5.3 first, and then answer the True/False questions in Audio Clip 5-3-4.

	1	2	3	4
对				
错				



**V.** Listen to Audio Clip 5-3-5 and indicate in the table below from which direction people or vehicles approach. Some directions on the chart will not be used.

	前边	后边	左边	右边	南边	北边	东边	西边
1								
2								
3								
4								
5								
6								



**VI.** Listen carefully to the questions in Audio Clip 5-3-6. First, write down the questions in pinyin in the space provided; and then answer the questions in pinyin or characters.

1. Q: \_\_\_\_\_

A: \_\_\_\_\_

\_\_\_\_\_
2. Q: \_\_\_\_\_

A: \_\_\_\_\_

\_\_\_\_\_
3. Q: \_\_\_\_\_

A: \_\_\_\_\_

\_\_\_\_\_

4. Q: \_\_\_\_\_

A: \_\_\_\_\_  
\_\_\_\_\_

5. Q: \_\_\_\_\_

A: \_\_\_\_\_  
\_\_\_\_\_



**VII.** Rejoinders: In Audio Clip 5-3-7 you will hear five partial conversations, followed by four possible choices designated by (A), (B), (C), and (D). Circle the choice that continues or completes the conversation in a logical and culturally appropriate manner.

Note: Both the questions and the choices will be read once.

1	2	3	4	5
(A)	(A)	(A)	(A)	(A)
(B)	(B)	(B)	(B)	(B)
(C)	(C)	(C)	(C)	(C)
(D)	(D)	(D)	(D)	(D)

## 二 · 综合语言练习 INTEGRATED LANGUAGE PRACTICE

### I. How do you say it in Chinese?

1. Yesterday I carelessly bumped against a car.

---

2. The car was parked, so I was not injured.

---

3. But I fell down to the ground and my bike was broken (by falling).

---

4. My left leg also hurts a little, but the bones are not injured.

---

---

5. I was riding my bike very fast, and a little boy came towards me.

---

6. I am going to have my bike repaired.

---

7. I don't know if the bike can be repaired, because it is severely broken.

---

8. The boy's mother says she will give the boy a safety education lesson.

---


## II. Pair Activity: Who are you speaking about?

You are showing pictures of your childhood friends to your partner. Your partner will be asking you questions, such as 跳舞的人是谁? Answer your partner's questions following the model:

**Model:** — 跳舞的人是谁?  
— 跳舞的人是玛丽娅。她是我幼儿园的朋友。



Switch! Now it's your partner's turn to show you pictures of his/her childhood friends. Ask your partner questions and write down the name of each person in the picture.





III. Mixer Activity: Witnessing an Accident

While traveling in Shanghai, you witnessed a bicycle accident. The police were called and a police officer will be interviewing you about what you saw. You need to fill out an accident fact sheet while you're waiting to be interviewed.

**Step 1:** Complete the accident fact sheet on your own, using your imagination. Some of the information has been filled out for you.

问题	我看见	我们都看见
什么时候?	上星期三下午 3点左右	
哪儿?	学校门口	
什么车?	两辆自行车	
两辆自行车 往哪儿骑?		
骑车的是谁?		
谁撞到谁?		
骑车的人有 没有摔倒?		
骑车的人有 没有受伤?		

哪儿受伤了? 严重吗?		
有没有人去 医院?		
自行车有没有 摔坏?		
你觉得是谁 不对?		
你还看到 什么?		

**Step 2:** Pair up with a partner. After completing the fact sheet, compare notes with your partner to see if you have missed anything. If your versions are very different, discuss what really happened. Write down the “facts” that both of you saw in the column provided in the form above. You will be using this form when you describe the accident to the police officer.

**Step 3:** Pair up with another classmate. This time, take turns to play the role of a police officer. When it is your turn to be the police officer, ask your partner the questions from the form below. Listen carefully to his/her answers while filling in the accident report.

**New Words:**

事故 shìgù      incident	报告 bàogào      report
证人 zhèngren      witness	发生 fāshēng      occur

交通事故报告	
证人姓名：	
问题	回答
事故是什么时候发生的？	
事故是在哪儿发生的？	
撞到的是什么车？	
这两辆自行车正往哪儿骑？	
骑车的人是谁？	
谁撞到谁？	
骑车的人有没有摔倒？	
骑车的人有没有受伤？	
哪儿受伤了？严重吗？	
有没有人去医院？	
自行车有没有摔坏？	
你觉得是谁不对？	
你还看到什么？	

#### IV. What happened?

Kelly sent you and David an email about her recent accident. David thought he was the only one who got the email and told you what had happened to Kelly. Based on Kelly's email, decide if David's account was correct.

**Kelly's email:**

Send	Reply	Reply All	Forward	Print	Delete
<p>对不起，因为我没有老师的电话和电邮，麻烦你跟老师说一下，今天我不能去上汉语课了。昨天下午，我一出校门就有一辆自行车从对面过来。自行车骑得很快，一下子就撞到了我。我摔倒在地上，手摔坏了，非常疼。那个骑自行车的是高三的一个男生，他也摔倒了，可是他没有受伤。他问我：“你怎么啦？”</p> <p>我告诉他我的手很疼。</p> <p>他说：“对不起，对不起，可是我现在急着要去见校长。能不能等我见完了校长再陪你去医务所？”</p> <p>校门口有不少人，他们听了都说这个男生太不象话(unreasonable)了。</p> <p>这个男生说校长要见他是因为他上个星期撞了一只猫。如果校长知道他又撞了我，不知道会怎么样。</p> <p>我听了以后，说：“你去见校长吧。我自己可以去医务所。”</p> <p>旁边有两个女同学，她们陪我去了医务所。医务所的医生检查了我的手以后，让我马上去医院。这时候，校长和那个高三的男生也来了。校长带我去了医院。医生给我照了X光，我的骨头摔坏了。</p>					

对了，校长还说，这几天不让那个男生骑自行车了，他应该好好上一上安全教育课，再骑自行车。

我想明天我可以去上课。明天见。

凯丽

David’s account:

	对/不对
1. 昨天在校门口一辆自行车撞到了凯丽。	
2. 凯丽摔倒了，摔坏了手。	
3. 那个骑自行车的是高三的男生。	
4. 昨天他不但撞到了凯丽，而且撞到了一只猫。	
5. 那个男生说他要去见校长，不能马上送凯丽去医务所。	
6. 大家听了都说那个男生不好。	
7. 凯丽自己去了医务所。	
8. 医务所的医生给凯丽照了x光。	
9. 校长和那个男生都来医务所看凯丽。	
10. 校长说那个男生需要上安全教育课才能骑自行车。	

**V.** Put the following scrambled sentences into the correct order, based on the English clues.

1. 的很腿上伤他严重

---

(His leg injury is serious.)

2. 摔坏受伤他他自行车了没有的可是，

---

(His bike was broken by the fall, but he was not injured.)

3. 滑板购物中心能不在玩

---

(It is not allowed to skateboard in the shopping center.)

4. 的滑板在不多地方玩安全了人太

---

(It is really not safe to skateboard in a crowded place.)

5. 他他小心摔坏不了电脑昨天的

---

(Yesterday he carelessly broke his computer by stumbling.)

6. 的不了他坏厉害能修很电脑得，

---

(His computer was severely damaged and can't be repaired.)

7. 一点好在只他轻伤了受

---

(Fortunately, he was only slightly injured.)

8. 上教育应该课学校学生安全给

---

(The school should give students lessons on safety education.)

## VI. Chatting about Shopping

You are in an online chatroom. Type your questions and answers in Chinese.

网友一：新开的美美购物中心非常挤。

网友二：是吗？昨天我去，没有什么人。

你：

---

---

网友二：我是晚上九点去的。

网友三：昨天晚上在下大雨，所以没有什么人。

网友一：有什么特别的商店吗？

网友三：我觉得没有什么特别的。你觉得哪些商店比较特别？

你：

---

---

网友二：购物中心有电影院吗？

网友三：有，我就是去看电影的，可是没有什么好看的电影。你们觉得最近什么电影比较好看？

你：

---

---

网友三：是吗？我也应该去看看。对了，购物中心的饭店不太好，什么都很贵，又不好吃。

你：

---

---

网友三：我要了一个热狗和一杯可乐，要100元。

你：

---

---

## VII. Match Them!

Match the characters in Column A with the correct pinyin pronunciations in Column B and English meanings in Column C.

### A

小心  
结果  
严重  
修  
厉害  
汽车  
草地  
教育

### B

jiàoyù  
lìhài  
cǎodì  
xiū  
qìchē  
jiéguǒ  
xiǎoxīn  
yánzhòng

### C

severe  
automobile  
careful  
education  
lawn  
finally  
serious  
repair



# 三·汉字练习 CHINESE CHARACTER PRACTICE

Write the characters in the correct stroke order.

jié 纟 纟 纟 纟 纟 纟 纟 纟 纟 纟 (9)

结 结 结 结

yán 一 一 一 一 一 一 一 一 一 一 (7)

严 严 严 严

xiū 亻 亻 亻 亻 亻 亻 亻 亻 亻 亻 (9)

修 修 修 修

lì 厂 厂 厂 厂 厂 厂 厂 厂 厂 厂 (5)

厉 厉 厉 厉

hài 宀 宀 宀 宀 宀 宀 宀 宀 宀 宀 (10)

害 害 害 害

cǎo 艹 艹 艹 艹 艹 艹 艹 艹 艹 艹 (9)

草 草 草 草

5.4

你能帮助我吗?  
Can You Help Me?

一·听力练习 LISTENING PRACTICE



I. Phrase Dictation. Listen carefully to Audio Clip 5-4-1. Each phrase will be read twice: first at normal speed for you to get a general idea, and then at slow speed for you to write down the phrase in pinyin.

1. \_\_\_\_\_

2. \_\_\_\_\_

3. \_\_\_\_\_

4. \_\_\_\_\_

5. \_\_\_\_\_

6. \_\_\_\_\_

7. \_\_\_\_\_

8. \_\_\_\_\_

9. \_\_\_\_\_

10. \_\_\_\_\_



II. Sentence Dictation. Listen carefully to Audio Clip 5-4-2. Each sentence will be read twice: first at normal speed for you to get a general idea, and then at slow speed for you to write down the sentence in pinyin.

1. \_\_\_\_\_

2. \_\_\_\_\_

3. \_\_\_\_\_

4. \_\_\_\_\_

5. \_\_\_\_\_
6. \_\_\_\_\_
7. \_\_\_\_\_
8. \_\_\_\_\_
9. \_\_\_\_\_
10. \_\_\_\_\_



**III.** Listen to the recording of Dialogue 1 from Lesson 5.4 first, and then answer the True/False questions in Audio Clip 5-4-3.

	1	2	3	4
对				
错				



**IV.** Listen to the recording of Dialogue 2 from Lesson 5.4 first, and then answer the True/False questions in Audio Clip 5-4-4.

	1	2	3	4
对				
错				



V. Where are they going?

Listen to Audio Clip 5-4-5 and check off where each person wants to go.

	咖啡馆	人民公园	南京路	新天地购物中心	修车店
王太太					
张校长					
丁老师					
马爷爷					
钱小姐					



VI. Listen carefully to the questions in Audio Clip 5-4-6. First, write down the questions in pinyin in the space provided; and then answer the questions in pinyin or characters.

1. Q: \_\_\_\_\_

A: \_\_\_\_\_
2. Q: \_\_\_\_\_

A: \_\_\_\_\_

\_\_\_\_\_
3. Q: \_\_\_\_\_

A: \_\_\_\_\_

\_\_\_\_\_

4. Q: \_\_\_\_\_

A: \_\_\_\_\_

\_\_\_\_\_

5. Q: \_\_\_\_\_

A: \_\_\_\_\_

\_\_\_\_\_

6. Q: \_\_\_\_\_

A: \_\_\_\_\_

7. Q: \_\_\_\_\_

A: \_\_\_\_\_

\_\_\_\_\_



**VII.** Audio Clip 5-4-7 includes several short listening passages. Each passage is followed by one or more multiple-choice questions based on the content. After listening to each passage, circle the response that best corresponds to what you hear. Each passage will be read twice.

**Passage 1**

Where did this conversation most likely take place?

- a. at a school
- b. at a shopping center
- c. at a park
- d. at a movie theater

**Passage 2**

The man:

- a. got incorrect directions
- b. made a wrong turn
- c. was hungry and went to McDonald's first
- d. is often late

### Passage 3

Which of the following statements is true?

- a. The man didn't bring his cell phone.
- b. The man didn't have sufficient funds on his cell phone.
- c. The man's cell phone is out of power.
- d. The man doesn't own a cell phone.

### Passage 4

The man heard from Kelly via:

- a. email
- b. voice mail
- c. notes on her door
- d. text message

### Passage 5

The woman wanted to know:

- a. where one goes to send mail in China
- b. where one goes to buy cell phones in China
- c. where one goes to buy phone cards in China
- d. where one goes to buy newspapers in China

## 二 · 综合语言练习 INTEGRATED LANGUAGE PRACTICE

### I. How do you say it in Chinese?

1. I am lost. Can you help me?

---

2. One man told me that I should make two right turns.

---

3. I was looking for a street sign but didn't find it.

---

4. You have taken the wrong road and should turn back.

---

5. Let me send a text message to her and tell her we will wait for her at the cinema.

---

6. My cell phone doesn't have power.

---

7. My phone card has run out of money.

---

8. The man selling newspapers also sells phone cards.

---

## II. Pair Activity: Can you help me?

Follow the instructions to complete the following dialogues.

<b>A: You start.</b> <ul style="list-style-type: none"><li>• Tell B that you are lost. Ask if B can help you.</li><li>• Tell B that you are going to the People's Hospital.</li><li>• Tell B you have been looking for a street sign but haven't found it.</li><li>• Ask B how to get to the hospital.</li></ul>	<b>B: Your partner starts.</b> <ul style="list-style-type: none"><li>• Ask A where s/he wants to go.</li><li>• Tell A the hospital is on 5<sup>th</sup> Street, but s/he is on 3<sup>rd</sup> Street now.</li><li>• Tell A the hospital is not far. A ten-minute walk will take him/her there.</li><li>• Tell A to turn left and walk two blocks (cross two streets) — the hospital is there.</li></ul>
--	---

**A: Your partner starts.**

- Tell B no one sells phone cards nearby.
- Tell B there is no public phone nearby and ask how you can help.
- Tell B that s/he can use your cell phone, but your phone card is almost out of money. S/he can only talk 3–4 minutes.

**B: You start.**

- Ask A where you can buy phone cards.
- Ask A if there is a public phone nearby.
- Tell A your phone is out of power and you need to call a friend right away.
- Thank A for letting you use the phone.

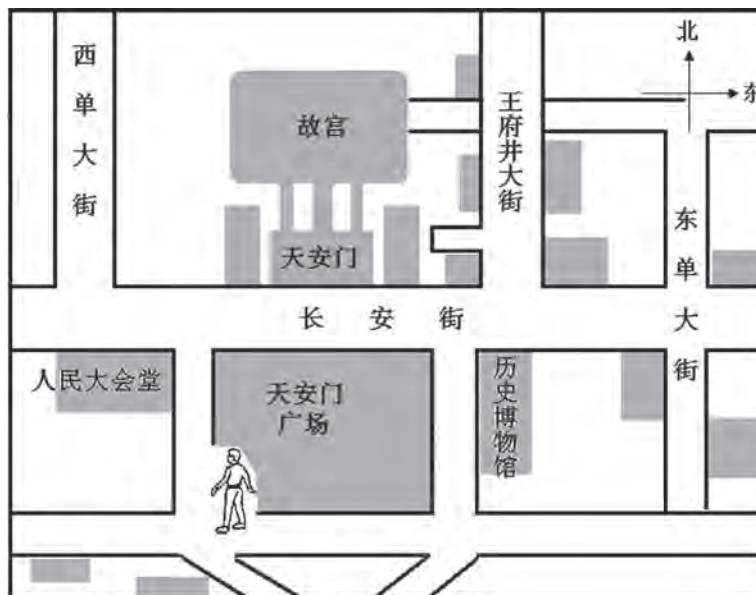
**III. Pair Activity: New Beijing City Planning Competition**

**Directions:** You and your partner are participating in the “New Beijing City Planning Competition.” Your job is to dot the city center with the following service facilities:

1. 一个健身房
2. 一个电影院
3. 五个咖啡馆
4. 三个茶馆
5. 六个不同的快餐店
6. 两个小朋友公园

Note: the gray areas on the map are existing buildings. Major tourist sites are also labeled on the map.

**Step 1:** Discuss with your partner what should go where, and draw your plan on the map below.





**Step 2:** Work with your partner to write a paragraph explaining the rationale of your city plan, following the model:

**Model:** 我们觉得天安门的东边和西边都需要一个咖啡馆和一个茶馆，因为游客往左拐和往右拐都可以找到地方休息。

---

---

---

---

---

---

**Step 3:** Present your city design to your class. The entire class will vote for the winner of the best design.

IV. Pair Activity: What shall I do?

**Step 1:** What would you do in these situations? Write your answers in the middle column below.

**Model:** **Question:** 如果你的优盘不见了，你会怎么办？  
**Answer:** 我会再好好地找一找。

问题	我的回答	你们的回答一样吗？
1. 如果你在中国迷路了，你会怎么办？		
2. 如果你忘了做数学作业，你会怎么办？		
3. 如果你没有准备好今天的汉语考试，你会怎么办？		
4. 如果你的手机没电了，可是你需要给父母打电话，你会怎么办？		

5. 如果今天你的头很疼，不能去上学，你会怎么办？		
6. 如果有一个同学常常给你麻烦，你会怎么办？		
7. 如果你不小心摔坏了同学的手机，你会怎么办？		
8. 如果下大雪，公共汽车停开了，你不能去上学，你会怎么办？		

**Step 2:** Take turns to ask and answer questions. Listen to your partner's answers carefully and compare them to your answers. Record your partner's answers in the last column.

### V. Mixer Activity: Survey on Cell Phone Use

Your principal would like to get students' input before making rules regarding where and when cell phone use is allowed at school. Your class has been assigned to draft the survey form. In order to draft a good survey form, you will first find out what your classmates do with their cell phones.

**Step 1:** Go around the classroom and interview three students using the following questions. Record your findings on your interview sheet.

问题	同学一	同学二	同学三
你有手机吗？			
你常常用手机做什么？			
你什么时候用手机用得最多？			
你常常在什么地方用手机？			
你借用同学的手机吗？			
你用手机服务还是手机卡？			
你的手机一个月要多少钱？			
你觉得什么时候可以让学生用手机？为什么？			
你觉得什么地方可以让学生用手机？为什么？			

**Step 2:** Form a group of three or four students. Based on your findings, design a list of survey questions (at least 12). The questions should be specific; make sure to write them so that the survey respondents can simply check 可以 or 不可以.

**Model:** 上课的时候可以发短信吗?  
下课以后可以发短信吗?

问题	可以	不可以
1.		
2.		
3.		
4.		
5.		
6.		
7.		
8.		
9.		
10.		
11.		
12.		
13.		
14.		
15.		

VI. Directions to My House

Suppose you are hosting a party this Saturday. Write an email to a friend, giving him/her the directions to your house. In your email, try to use the following words: 往……走、往……拐、路牌、红绿灯、看到、附近…… Be sure to remind your friend that if s/he is lost, s/he can call you.

Send	Reply	Reply All	Forward	Print	Delete

**VII. Match Them!**

Match the characters in Column A with the correct pinyin pronunciations in Column B and English meanings in Column C.

**A**

电  
卡  
东  
错  
迷路  
路牌  
短信  
附近  
来回  
地铁站  
红绿灯  
怎么办

**B**


kǎ  
cuò  
diàn  
dōng  
fùjìn  
mílù  
lái  
lùpái  
duǎnxìn  
hónglǜdēng  
zěnmébàn  
dìtiězhàn

**C**

round trip, back and forth  
what to do  
street sign  
traffic light  
subway station  
card  
nearby, in the vicinity of  
electricity  
east  
text message  
stray, lose one's way  
wrong, mistake

## VIII. Character Crossword

Complete the character crossword puzzle following the clues.



### Across

5. There isn't enough balance on my cell phone card.
6. May I borrow your cell phone?
8. Is there a place nearby where I can buy a phone card?
9. Go out of the subway station, then turn right.

### Down

1. How come David is still not here.
2. Can you help me?
3. How come your cell phone is not working?
4. The newspaper stand also sells phone cards.
6. I'm lost.
7. Turn right at the traffic lights.



### 三· 汉字练习 CHINESE CHARACTER PRACTICE

**Write the characters in the correct stroke order.**

[illegible]

dēng	火	、ノㇿ火ㇿ灯 (6)									
灯	灯	灯	灯								

kǎ		丿 丨 上 卡 卡 (5)									
卡	卡	卡	卡								

fù	ㄈㄨˋ	ㄈ ㄈ ㄈ ㄈ 附 附 附 附 (7)									
附	附	附	附								

jìn	进	厂 尸 斤 斤 斤 近 (7)									
近	近	近	近								

5.5

警察来了  
The Police Are Here

一·听力练习 LISTENING PRACTICE



I. Phrase Dictation. Listen carefully to Audio Clip 5-5-1. Each phrase will be read twice: first at normal speed for you to get a general idea, and then at slow speed for you to write down the phrase in pinyin.

1. \_\_\_\_\_

2. \_\_\_\_\_

3. \_\_\_\_\_

4. \_\_\_\_\_

5. \_\_\_\_\_

6. \_\_\_\_\_

7. \_\_\_\_\_

8. \_\_\_\_\_

9. \_\_\_\_\_

10. \_\_\_\_\_



II. Sentence Dictation. Listen carefully to Audio Clip 5-5-2. Each sentence will be read twice: first at normal speed for you to get a general idea, and then at slow speed for you to write down the sentence in pinyin.

1. \_\_\_\_\_

2. \_\_\_\_\_

3. \_\_\_\_\_

4. \_\_\_\_\_

5. \_\_\_\_\_
6. \_\_\_\_\_
7. \_\_\_\_\_
8. \_\_\_\_\_



**III.** Listen to the recording of Dialogue 1 from Lesson 5.5 first, and then answer the True/False questions in Audio Clip 5-5-3.

	1	2	3
对			
错			



**IV.** Listen to the recording of Dialogue 2 from Lesson 5.5 first, and then answer the True/False questions in Audio Clip 5-5-4.

	1	2	3	4
对				
错				



**V.** Listen carefully to the questions in Audio Clip 5-5-5. First, write down the questions in pinyin in the space provided; and then answer the questions in pinyin or characters.

1. Q: \_\_\_\_\_

A: \_\_\_\_\_

2. Q: \_\_\_\_\_

A: \_\_\_\_\_

\_\_\_\_\_

3. Q: \_\_\_\_\_

A: \_\_\_\_\_

\_\_\_\_\_

4. Q: \_\_\_\_\_

A: \_\_\_\_\_

5. Q: \_\_\_\_\_

A: \_\_\_\_\_

6. Q: \_\_\_\_\_

A: \_\_\_\_\_

7. Q: \_\_\_\_\_

A: \_\_\_\_\_

8. Q: \_\_\_\_\_

A: \_\_\_\_\_

\_\_\_\_\_

9. Q: \_\_\_\_\_

A: \_\_\_\_\_



**VI.** Rejoinders: In Audio Clip 5-5-6 you will hear five partial conversations, followed by four possible choices designated by (A), (B), (C), and (D). Circle the choice that continues or completes the conversation in a logical and culturally appropriate manner.

Note: Both the questions and the choices will be read once.

1	2	3	4	5
(A)	(A)	(A)	(A)	(A)
(B)	(B)	(B)	(B)	(B)
(C)	(C)	(C)	(C)	(C)
(D)	(D)	(D)	(D)	(D)



**VII.** Audio Clip 5-5-7 includes several short conversations about people borrowing things from each other. After listening to each passage, indicate the number of the item that each person wants to borrow, and write down why they need to borrow it.



Person	What to borrow?	Why?
1		
2		
3		
4		
5		

## 二 · 综合语言练习 INTEGRATED LANGUAGE PRACTICE

### I. How do you say it in Chinese?

1. A traffic accident took place here half an hour ago.

---

2. A bus collided into a taxi and the taxi was damaged.

---

3. Several injured people were sent to the hospital.

---

4. One old lady fell to the ground and was sent to the hospital.

---

5. Someone has called the police and they will be here shortly.

---

6. Don't stand here interfering with traffic.

---

7. Cell phones in the department store were stolen.

---

8. After he discovered that the computers were stolen, he called the police.

---

9. A thief climbed over the wall and got into the school.

---

10. The thieves were found by the police.

---

## II. Whodunit?

Study the following pictures and answer the questions using the passive voice.

	<p>— 奇怪，我买的鱼呢？</p> <p>_____</p>
	<p>— 芝士(zhīshì, cheese)在哪儿？</p> <p>_____</p>
	<p>— 怎么少了一片西瓜？</p> <p>_____</p>
	<p>— 你的自行车怎么会坏到这样？</p> <p>_____</p>
	<p>— 这个苹果是怎么回事？</p> <p>_____</p>
	<p>— 张校长的笔记本呢？</p> <p>_____</p>

### III. Pair Activity: Did you hear...?

You and your friend are talking about recent happenings around your school. Each of you has four pieces of news to share. Take turns to share one piece of news from your information card at a time. Allow your partner to rephrase your information using 被. When it is your partner's turn to share information, listen carefully and verify what you heard using 被 sentences.

**Model: A:** 自行车撞到了树。

**B:** 你是说树被自行车撞到了吗?

**A:** 是的。

**A: You start.**

1. 小偷偷走了她的钱包。
2. 我们喝完了咖啡。
3. 我不小心摔坏了杯子。
4. 他一个人做完了两个人的工作。

**B: Your partner starts first.**


1. 公共汽车撞到了一辆自行车。
2. 他发现了那个小偷。
3. 他修好了我的电脑。
4. 他一个小时就做完了今天的作业。




#### IV. What's missing from this picture?

You came back home today and found that something is missing. Observe your room carefully and write down which items have disappeared.

**Before:**



**After:**



Write your observations in the space provided below, following the model:

**Model:** 我回家以后，发现房间里少了……

---

---

---

---

V. Pair Activity: Witness

A's Sheet

As a witness to a traffic accident, you are now being interviewed by a police officer (played by your partner) who has just arrived at the scene. Use the following worksheet to help you recount the accident. Listen carefully to the officer's questions and answer in as much detail as you can.

刚才我看见这辆出租车正在拐弯，从那里走来了一位老太太。  
出租车 \_\_\_\_\_○  
老太太 \_\_\_\_\_○  
老太太伤得很严重， \_\_\_\_\_○  
出租车的司机 \_\_\_\_\_○  
除了老太太以外， \_\_\_\_\_○  
老太太被送到第一人民医院去了。

**Switch!** As an insurance agent, you are interviewing a witness to a different traffic accident. Complete the "Traffic Accident Information Sheet" by asking detailed questions regarding the accident.

New Words:

地点 dìdiǎn location	当事人 dāngshìrén party involved	其他 qítā other
--------------------	-------------------------------	---------------

交通事故情况表

日期	时间
地点（哪儿）	天气情况
当事人（谁）	车辆
交通事故是怎么发生的？	
有没有人受伤？	
其他情况	

B’s Sheet

You are a police officer and have just arrived at the scene of a traffic accident. Interview the witness (played by your partner) and enter the information in the “Traffic Accident Information Sheet.” Make sure to get as much information as you can.

New Words:

地点 dìdiǎn location	当事人 dāngshìrén party involved	其他 qítā other
--------------------	-------------------------------	---------------

交通事故情况表

日期	时间
地点（哪儿）	天气情况
当事人（谁）	车辆
交通事故是怎么发生的？	
有没有人受伤？	
其他 情况	

**Switch!** As a witness to a different traffic accident, you are being interviewed by an insurance agent (played by your partner). Use the following worksheet to help you recount what happened and answer the insurance agent’s questions in as much detail as you can.

刚才我看见这辆公共汽车开出了车站，从那儿来了一辆出租车。

出租车\_\_\_\_\_。

公共汽车\_\_\_\_\_。

出租车上坐着\_\_\_\_\_。

公共汽车上有几个人\_\_\_\_\_。

除了出租汽车司机和两位老人以外\_\_\_\_\_。

受伤的人都被送到中山医院去了。

## VI. How did the thief get in?

白老师在一个小学教英文。今天下班回家，发现电脑不见了。她给警察打了电话以后，来了一个警察。这是他们的对话记录：

白老师：今天我下班以后，到家已经五点半了。我先去厨房喝了一点水，又去了一次卫生间。后来我就去卧室想上网看看电子邮件。这时候，我才发现我的电脑没有了。

警察：你的电脑放在哪儿？

白老师：放在卧室的一个桌子上。

警察：你家的门窗都关着吗？

白老师：我家的大门关着。让我想想，厨房和卫生间的窗都开了一点儿。厨房对着马路，每天马路上有许多车辆和行人，我想小偷不太会从厨房进来，这样会被别人看见。

警察：卫生间呢？

白老师：卫生间的窗户很小，小偷不能进来。

警察：别的窗子呢？

白老师：卧室和客厅的窗子都没有开。

警察：那你有没有问过别人，今天有没有特别的情况？

白老师：对了，有人说，今天有人在我们房子外边修电灯，爬上爬下的。可是那些是工人，不是小偷啊。

你说：小偷是从哪儿进白老师的家的？

---

**VII. Number the sentences so that they form a logical narrative.**

- \_\_\_ 刚才那儿出交通事故了。
- \_\_\_ 现在小汽车的司机被送到医院去了。
- \_\_\_ 到了路口，红绿灯那儿是黄灯，所以公共汽车就停住了。
- \_\_\_ 公共汽车上的人没有受伤，可是小汽车的司机受伤了。
- \_\_\_ 一辆公共汽车的后边跟着一辆小汽车。
- \_\_\_ 公共汽车开得比较慢，因为马上要往左拐弯了。
- \_\_\_ 小汽车的前边也被撞坏了。
- \_\_\_ 可是那辆小汽车开得比较快，就撞到了公共汽车的后边。

**VIII. Match Them!**

Match the characters in Column A with the correct pinyin pronunciations in Column B and English meanings in Column C.

A	B	C
送	pǎo	run
偷	qiáng	vegetable market
爬	tōu	accident
墙	sòng	send, give (as a gift)
跑	pá	crawl, climb
警察	shìgù	driver (as a profession)
司机	jǐngchá	wall
事故	càichǎng	police, police officer
菜场	sījī	steal

## 三·汉字练习 CHINESE CHARACTER PRACTICE

Write the characters in the correct stroke order.

shì 丨 一 一 一 一 一 一 一 一 事 (8)

事 事 事 事

gù 女 一 十 十 十 十 十 十 十 故 (9)

故 故 故 故

bèi 衤 丶 ㇀ ㇀ ㇀ ㇀ 衤 衤 衤 衤 被 (10)

被 被 被 被

sī 口 ㇀ ㇀ ㇀ ㇀ ㇀ 司 (5)

司 司 司 司

sòng 辶 丶 丶 丶 丶 兰 兰 兰 兰 送 (9)

送 送 送 送

tōu 亻 丿 亻 亻 亻 亻 亻 亻 偷 (11)

偷 偷 偷 偷

jǐng 言 一 一 一 一 一 一 一 一 敬 敬 敬 敬 警 警 警 警 (19)

敬 敬 敬 敬

chá 宀 丶 宀 宀 宀 宀 宀 宀 察 察 察 察 (14)

察 察 察 察

qiáng 土 一 十 十 十 十 十 十 十 墙 墙 墙 墙 墙 墙 墙 墙 (14)

墙 墙 墙 墙

5.6

第五单元复习  
Review of Unit 5

一· 综合语言练习 INTEGRATED LANGUAGE PRACTICE

I. Pair Activity: When I was sick...

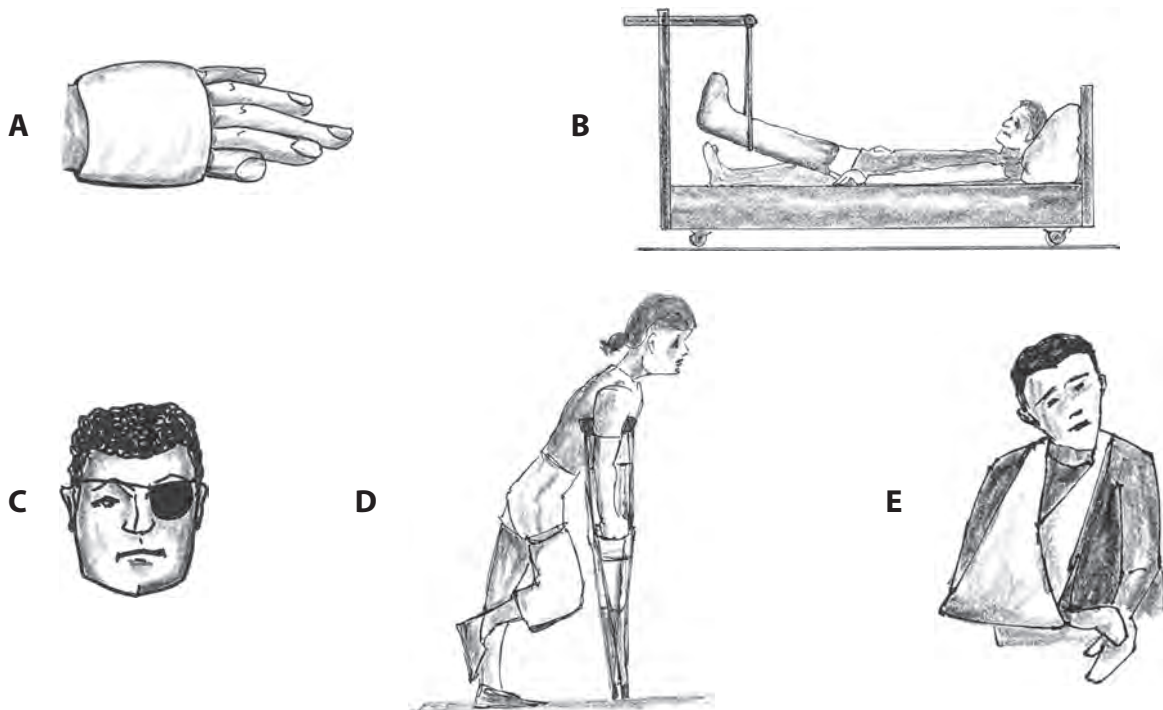
**Step 1:** Think of a time when you were sick. Write your symptoms in the space below:

**Step 2:** Tell your partner what happened when you were sick, such as how you felt and whether you went to see a doctor.



## II. Group Activity: Who said what?

**Step 1:** In the right column there are several self-accounts of people who were injured. Match these accounts with the pictures below.



春节的前一天我去一家超市买年货。那家超市正在举行特价活动，鱼啊，肉啊，鸡啊，鸭啊，都打半折，所以买东西的人特别多。我想去买两条鱼，可是营业员很忙，让我先等着。我正在那儿等着呢，突然一条活(live)鱼跳到了我的头上，鱼头撞到了我的眼睛。我的眼睛非常疼。旁边的人就送我去一家医院检查。医生说，我的眼睛伤得不太严重。但是为了让我的眼睛好得快一些，我这几天不应该用眼睛。



	<p>上个周末我和朋友在一起踢足球，因为我踢得特别好，另外一个队有一个又高又胖的队员有点儿不高兴了。他跑过来撞了我一下。你知道吗？他可厉害了，跟小汽车差不多。我一下子摔倒了，他也摔倒了，倒在我的身上。结果我的手臂受伤了，他一点儿都没受伤。</p>
	<p>上个星期下大雪，外边很滑。我一出门就不小心摔倒了。我妈妈看到了，马上出来问我怎么样？我说我的腿很疼。她就带我去医院照X光。结果一照就发现我的骨头摔坏了。这几天，我只能睡在床上，什么都不能做。真是没意思极了。</p>
	<p>周末我帮奶奶做饭。奶奶让我切(slice)肉。我在切肉的时候，奶奶的猫突然跳上来了。我的手被刀切到了。我丢了刀，大叫：“奶奶，快来啊！”奶奶马上跑过来看我的手，帮我包(wrap)手。等我们再回头看的时候，猫正在吃肉呢。一大块肉都被猫吃了。</p>
	<p>上个星期五下课的时候，有个同学说，学校门口出了一个交通事故，很多同学跑下楼去看。我也去了。我跑得太快了，结果摔倒了，腿也摔坏了。这几天走路很不方便。</p>

**Step 2:** Everyone selects a picture and acts out the scene. Other group members guess which picture the “actor” has selected.

III. What happened that day?

Based on Dialogue 1 in Lesson 5.6, number the sentences so that they form a logical narrative.

- \_\_\_ 校长陪汤姆去地铁站。
- \_\_\_ 校长和汤姆都摔倒了。
- \_\_\_ 校长马上问汤姆有没有受伤。
- \_\_\_ 听到汤姆的伤不严重，校长放心了。
- \_\_\_ 汤姆玩滑板撞到了正在骑车的校长。
- \_\_\_ 到了医务所，医生检查了汤姆的腿。
- \_\_\_ 校长陪汤姆去医务所检查。
- \_\_\_ 校长问医生要不要送汤姆去医院。

IV. Pair Activity: Role play

Situation 1	
<b>A:</b> You have been invited to a party hosted by your friend's family in a Chinese restaurant. You get lost on the way there. You tried to call your friend, but his cell phone was not on. Try to get help from a passerby.	<b>B:</b> A stranger has stopped you to ask for directions to a Chinese restaurant. You have eaten at the restaurant and are not impressed by the food or the service there. While giving directions, you also try to influence the stranger not to go there.
Situation 2	
<b>A:</b> On your way home, someone approaches you to ask about the nearest clinic/hospital. You can see this person is in pain. Try to help the person as much as you can.	<b>B:</b> You suddenly feel a severe pain in your back (背) and would like to get to a clinic or a hospital as soon as possible. But you can hardly walk. Ask for help from a passerby.

V. Pair Activity: What does s/he look like?

You would like to introduce one of your family members to your partner. Tell your partner which one (爷爷, 奶奶, 爸爸, 妈妈, 哥哥, 姐姐……). Make sure that your partner has not met this family member of yours.

**Step 1:** Based on the looks of the family member you’ve chosen, how would you describe his or her appearance in Chinese? The following questions may help you.

他/她的眼睛长得怎么样?	
他/她的鼻子长得怎么样?	
他/她的嘴长得怎么样?	
他/她高吗?	
他/她的腿长吗?	
他/她胖吗?	
别的:	

**Step 2:** Describe the physical appearance of this family member to your partner.

**Step 3:** Switch.

**VI. Pair Activity: Word Bingo**

**Step 1:** Select 25 words at random from the word bank below to fill out your bingo board. Make sure you know what they mean in English.

**Word Bank**

手臂	腿	手	头	眼睛	鼻子
耳朵	疼	画	警察	笑	批评
名人	摔倒	撞到	迷路	理解	事故
爬墙	菜场	短信	红绿灯	怎么办	严重
小心	修	结果	检查	脚	担心


**Step 2:** Pair up with a classmate and call each other's bingo game. When it is your partner's turn to call out a word, listen carefully. If you have that word in your bingo grid, tell your partner “我有”, and say the English meaning of the word before crossing it out. Whoever crosses out five words in a row wins the game.

## 二· 汉字练习 CHINESE CHARACTER PRACTICE

**Write the characters in the correct stroke order.**

[illegible]

pī	才	一 才 才 才 才 批 批 (7)									
批	批	批	批								

[illegible][illegible][illegible][illegible]

huà	田	一 丁 万 万 雨 画 画 (8)									
画	画	画	画								