

欢迎：中学汉语课本

HUANYING

An Invitation to Chinese Workbook

JIAYING HOWARD AND LANTING XU



Cheng & Tsui Company
Boston

Huanying Volume 1 Part 2 Workbook

Copyright © 2009 Cheng & Tsui Company, Inc.

All rights reserved. No part of this publication may be reproduced or transmitted in any form or by any means, electronic or mechanical, including photocopying, recording, scanning, or any information storage or retrieval system, without written permission from the publisher.

First Edition 2009

8th Printing, 2022

26 25 24 23 22 8 9 10 11 12

Published by
Cheng & Tsui Company, Inc.
25 West Street
Boston, MA 02111-1213 USA
Fax (617) 426-3669
www.cheng-tsui.com
“Bringing Asia to the
World”™

ISBN 978-0-88727-705-4

Illustrations by Landong Xu, Qiguang Xu and Augustine Liu

Workbook design by Linda Robertson

Chinese text editor: Jing Wu

All logos and references mentioned in this workbook are used for identification purposes only and are the property of their respective owners.

Printed in the United States of America

CONTENTS

UNIT 4 日常用品 Things We Use Every Day

| | | | |
|-----|--------|--------------------------|----|
| 4.1 | 这是谁的书包 | Whose Backpack Is This? | 1 |
| 4.2 | 我带书去学校 | I Take Books to School | 13 |
| 4.3 | 买文具 | Buying School Supplies | 31 |
| 4.4 | 网上词典 | Online Dictionaries | 46 |
| 4.5 | 我带滑板 | I Will Take a Skateboard | 63 |
| 4.6 | 第四单元复习 | Review of Unit 4 | 79 |


UNIT 5 娱乐活动 Things I Do for Fun

| | | | |
|-----|--------|-------------------------|-----|
| 5.1 | 看电影 | Seeing a Movie | 85 |
| 5.2 | 音乐 | Music | 109 |
| 5.3 | 电脑游戏 | Computer Games | 130 |
| 5.4 | 旅行 | Travel | 150 |
| 5.5 | 看电视 | Watching TV | 169 |
| 5.6 | 第五单元复习 | Review of Unit 5 | 187 |

UNIT 6 我们生活的地方 The Places where We Live

| | | | |
|-----|----------|------------------------------|-----|
| 6.1 | 中国的城市 | Chinese Cities | 195 |
| 6.2 | 我们的学校 | Our School | 215 |
| 6.3 | 我的房间 | My Room | 230 |
| 6.4 | 在哪儿买汉语书? | Where to Buy a Chinese Book? | 249 |
| 6.5 | 请来参加我的晚会 | Please Come to My Party | 268 |
| 6.6 | 第六单元复习 | Review of Unit 6 | 285 |

AUDIO RECORDINGS

Throughout this workbook, you will see an audio CD icon  to the left of many of the exercises. Audio CD icons indicate the presence of audio recordings, which are available as downloadable audio files. For information on how to download the audio files for this workbook, please see p. iv of your Volume 1 Textbook.

第四单元 日常用品

UNIT 4 Things We Use Every Day

4.1

这是谁的书包? Whose Backpack Is This?

一. 听力练习 LISTENING PRACTICE



I. Dictation. Listen carefully to Audio Clip 4-1-1. Each sentence will be read twice, first at normal speed for you to get a general idea, and then at slow speed for you to write down the sentence in pinyin.

1. _____
2. _____
3. _____
4. _____
5. _____



II. Listen carefully to Audio Clip 4-1-2 and then place tone marks above each character in the poem.

一 去 二 三 里， 烟 村 四 五 家。

亭 台 六 七 座， 八 九 十 枝 花。



III. Listen to Dialogue 1 from Lesson 4.1 and then answer the True/False questions in Audio Clip 4-1-3.

| | 1 | 2 | 3 |
|---|---|---|---|
| 对 | | | |
| 错 | | | |



IV. Listen to Dialogue 2 from Lesson 4.1 and then answer the True/False questions in Audio Clip 4-1-4.

| | 1 | 2 | 3 |
|---|---|---|---|
| 对 | | | |
| 错 | | | |



V. Listen carefully to the questions in Audio Clip 4-1-5 and write your answers in complete sentences in the space below.

- 1. _____
- 2. _____
- 3. _____
- 4. _____
- 5. _____



VI. Listen to Audio Clip 4-1-6 and match the color you hear with the object that usually comes in that color.



1. _____ 2. _____ 3. _____ 4. _____



5. _____ 6. _____ 7. _____

二. 综合语言练习 INTEGRATED LANGUAGE PRACTICE

I. How do you say it in Chinese?

1. his backpack

2. her name

3. David's dog

4 HUANYING 1 WORKBOOK

4. a new company

5. old toys

6. Is this your backpack?

7. Is your dog black or brown?

8. This is your computer, right?

9. Whose backpack could this be?

10. Could this cat be Maria's?

II. Pair Activity: At the “Lost and Found” Counter

Student A

You misplaced your backpack at break today. Now you are at the school's “Lost & Found” counter to see if anyone has turned in your backpack. You start the conversation by asking: 这儿有我的书包吗? The staff at the counter (played by your partner) will then ask you some questions about your backpack. Answer the questions based on the information on your “Lost & Found” card.

| LOST & FOUND INFORMATION CARD | |
|---|-------------|
| (PLEASE FILL OUT AS MUCH INFORMATION AS YOU CAN REMEMBER) | |
| 丢的东西的名称: 书包 | 有没有你的名字? 没有 |
| 丢的时间: 今天上午 | 大小? 大 |
| 新旧? 旧 | 颜色? 绿色 |
| 内容? 有我的生物书. | |

Word Bank

| | | |
|-------------------------|---------------------------|--|
| 1. 丢 diū, to lose | 2. 内容 nèiróng, content | 3. 名称 míngchēng, name of an item or product |
| 4. 东西 dōngxī, things | 5. 生物 shēngwù, biology | |

Student B

You work for the school’s “Lost & Found” counter. Now a student (played by your partner) is asking you if anyone found his/her backpack. Ask your partner the following questions to find out the specifics of the backpack. Listen to his/her answers carefully and record the results in the space next to each question.

1. 你的书包是大的还是小的? _____
2. 你的书包是绿色的还是蓝色的? _____
3. 你的书包是新的还是旧的? _____
4. 你的书包上有你的名字吗? _____
5. 你的书包里有生物书还是历史书? _____
6. 给你, 你的书包在这儿呢。_____

III. Pair Activity: Help a Lost Child

Student A

You are trying to help a child who seems to have gotten lost and is crying on the street. Ask the child (played by your partner) questions to find out information about his/her house. Listen to his/her answers carefully and record them in the space given.

你家的房子是新的还是旧的? _____

你家的房子是大还是小? _____

你家的房子是白色的还是红色的? _____

你家的狗住在大房子还是小房子里? _____

狗的房子是蓝色的还是绿色的? _____

小朋友, 你看, 这个是不是你的家? _____

Student B

You are a three-year-old who, while chasing your dog, ran out of the house and got lost. A pedestrian (played by your partner) is trying to take you back to your home. He/she will ask you some questions about your house. Listen to his/her questions carefully and answer them according to the following description:

你住在一个很大也很新的红房子里。你家的狗住在一个绿色的小房子里。

IV. Pair Activity: Good Companion





Situation 1: Shopping Online for a Gift

Student A

You are trying to buy a birthday gift online for your little sister, and you have asked a friend (played by your partner) to shop with you. Ask your friend for his/her opinion on the items that you have selected. Your friend will comment on them, using the expression “太…了”.

Model: A: 你觉得这个书包怎么样? B: 太难看了!

The items displayed on your computer screen are:





| | | | |
|--|--|--|---|
|  |  |  |  |
| | zìxíngchē | wáwa | diànzì yóuxìjī |
| 书包 | 自行车 | 娃娃 | 电子游戏机 |

Student B

Your friend (played by your partner) wants to ask for your expert opinion on the possible gifts that he/she has selected for his/her little sister’s birthday. Comment on the items that your partner selected, using 太…了.

Situation 2: At a Garage Sale

You have accompanied your friend (played by your partner) to a garage sale. There is a lot of stuff — used and new — scattered on a large picnic table.

| | | | |
|---|---|--|---|
|  |  |  |  |
| | | zìxíngchē | diànzǐ yóuxìjī |
| 书包 | 电脑 | 自行车 | 电子游戏机 |

Student A

You are interested in buying the items shown above. Show the items that you are interested in to your friend and ask for his/her opinion.

Model: A: 这个书包怎么样?
B: 太难看了!

Student B

Your friend wants to buy several things. Look at the items (above) that your friend has selected and give your opinion on them, using 太…了.

Model: A: 这个书包怎么样?
B: 太难看了!

V. Pair Activity: What Color Is It?

Step 1: If you could own the following luxury goods, what color would you like them to be? Write down the color next to each item.

1. fángzi

房子, house _____

2. zìxíngchē

自行车, bike _____

3. chuán

船, boat _____

4. fēijī

飞机, airplane _____

5. qìchē

汽车, car _____

Step 2: Ask your partner what color he/she would like his/her luxury goods to be, and record his/her answers in complete sentences below.

Model: A: 你的房子是什么颜色的?

B: 我的房子是蓝(色)的。

1. _____

2. _____

3. _____

4. _____

5. _____

VI. Match Them!

Match the characters in Column A with pinyin pronunciations in Column B and English meanings in Column C.

Column A

蓝(色)

新书包

绿(色)

让

啊

这儿

原来

用

放

旧玩具

Column B

zhèr

xīn shūbāo

fàng

yòng

à

jiù wánjù

ràng

lán(sè)

yuánlái

lù(sè)

Column C

green

a particle to express mood

blue

old toy

here

put, place

originally

let, allow

new school bag

use

VII. Word Hunt

Following the clues, find the Chinese character sentences hidden in the crossword puzzle below.

| | | | | | | | | | | | | | | |
|---|---|---|---|---|---|---|---|---|---|---|---|---|---|---|
| 生 | 文 | 健 | 这 | 个 | 放 | 书 | 玩 | 具 | 学 | 中 | 文 | 书 | 丽 | 马 |
| 五 | 学 | 身 | 个 | 是 | 啊 | , | 我 | 的 | 书 | 包 | 在 | 这 | 儿 | ! |
| 让 | 生 | ! | 电 | 。 | 你 | 妹 | 妹 | 的 | 。 | 看 | 们 | 个 | 园 | 来 |
| 我 | 的 | 电 | 脑 | 是 | 新 | 的 | 。 | 原 | 来 | 是 | 妹 | 妹 | 的 | 。 |
| 看 | 他 | 的 | 我 | 这 | 。 | 琴 | 钢 | 来 | 十 | 黄 | 电 | 脑 | 影 | 司 |
| 看 | 蓝 | 色 | 程 | 个 | 绿 | 们 | 他 | 琴 | 几 | 包 | 多 | 少 | 弟 | 哥 |
| ! | 海 | 伦 | 的 | 房 | 子 | 是 | 白 | 的 | , | 不 | 是 | 蓝 | 的 | 。 |
| 电 | 。 | 书 | 表 | 子 | 色 | 。 | 字 | ! | 语 | 不 | 文 | 忙 | 雷 | 马 |
| 影 | 下 | 旧 | 三 | 太 | 就 | 公 | 四 | 狗 | 我 | 们 | 是 | 丽 | 凯 | 娅 |
| 上 | 中 | 在 | 早 | 旧 | ! | 八 | 弟 | 。 | 新 | 好 | 的 | 我 | ! | 儿 |
| 。 | 午 | 那 | 玩 | 了 | 用 | 它 | 放 | 我 | 的 | 玩 | 具 | 。 | 的 | 玩 |
| 是 | 星 | 期 | ! | 。 | 玛 | 丽 | 亚 | 有 | 一 | 个 | 红 | 书 | 包 | 。 |

Clues:

1. Maria has a red backpack.
2. This is your piano, not mine.
3. Helen's (海伦) house is white, not blue.
4. My computer is new.
5. This house is really run down.
6. (It) used to belong to my younger sister.
7. Ah, here is my backpack!
8. Let me see!
9. (I) put my toys inside it.

三. 汉字练习 CHINESE CHARACTER PRACTICE

1. Write the characters in the correct stroke order.

[illegible]

4.2

我带书去学校 I Take Books to School

一. 听力练习 LISTENING PRACTICE



I. Dictation. Listen carefully to Audio Clip 4-2-1. Each sentence will be read twice, first at normal speed for you to get a general idea, and then at slow speed for you to write down the sentence in pinyin.

1. _____
2. _____
3. _____
4. _____
5. _____



II. Listen to Audio Clip 4-2-2 carefully and then place tone marks above each character in the poem.

墙 角 数 枝 梅，凌 寒 独 自 开。

遥 知 不 是 雪，为 有 暗 香 来。



III. Listen to Dialogue 1 from Lesson 4.2 and then answer the True/False questions in Audio Clip 4-2-3.

| | 1 | 2 | 3 | 4 |
|---|---|---|---|---|
| 对 | | | | |
| 错 | | | | |



IV. Listen to Dialogue 2 from Lesson 4.2 and then answer the True/False questions in Audio Clip 4-2-4.

| | 1 | 2 | 3 |
|---|---|---|---|
| 对 | | | |
| 错 | | | |



V. Rejoinders: What would be the most appropriate responses to the questions you hear in Audio Clip 4-2-5? Circle the correct answers from the choices below.

Question 1

- A. 对。你呢？
- B. 三本。
- C. 好，我带一本。

Question 2

- A. 是。你呢？
- B. 蜡笔是红色的。
- C. 对。

Question 3

- A. 对不起，我没有汉语课本。
- B. 啊，我的汉语课本在这儿！
- C. 丁老师有汉语课本。

Question 4

- A. 对。你呢？
- B. 好。你带吧。
- C. 你看，我有数学书和三本化学书。

Question 5

- A. 你的笔是黑色的。
- B. 你看看妮娜有没有。
- C. 这不是红笔。



VI. Listen to the questions in Audio Clip 4-2-6 carefully and write your answers in complete sentences.

- 1. _____
- 2. _____
- 3. _____
- 4. _____
- 5. _____



VII. Listen carefully to Audio Clip 4-2-7 and see what Tom, Maria and Kelly need to bring to school tomorrow; then fill out the table below.

| | 课本 | 练习本/本子 | 蜡笔 | 电脑 | 笔 |
|-----|----|--------|----|----|---|
| 汤姆 | | | | | |
| 玛丽娅 | | | | | |
| 凯丽 | | | | | |

二. 综合语言练习 INTEGRATED LANGUAGE PRACTICE

I. How do you say it in Chinese?

Section 1: Phrases

1. five textbooks

2. three notebooks

3. one computer

4. two boxes of crayons

5. two red pens

6. three dogs

7. one younger sister

8. one cat

9. five classes

10. two backpacks

Section 2: Sentences

1. How many textbooks will you bring on Wednesday?

2. How many black pens do you have?

3. May I use your Chinese textbook?

4. Would you like to use a red pen?

5. Does he bring that many crayons to school every day?

II. Pair Activity: Are You Ready for School?

Situation 1: Student Mentor

Student A

This semester you will work as a student mentor to a freshman, who just arrived in China from Canada. Today is the first day of Freshmen Orientation. Your responsibility is to check if the new student has his/her class materials ready. Go over the course material checklist with the new student (played by your partner) and check in the box if he/she has the item.

- Model: A: 你有汉语课本吗?
B: 有。
A: 你有几本?
B: 我有两本。
- or: A: 你有汉语课本吗?
B: 还没有。
A: 请你今天去买,
好吗?
B: 好。

Word Bank

| | |
|-----------------|------------------------|
| 1. 买 mǎi to buy | 2. 文具 wénjù stationary |
|-----------------|------------------------|

| 今年要用的课本和文具 | |
|------------|----------|
| 有√ | 课本和文具 |
| | 汉语课本（两本） |
| | 数学课本（一本） |
| | 英语课本（五本） |
| | 美术课本（一本） |
| | 历史课本（一本） |
| | 练习本（五本） |
| | 蜡笔（两盒） |

Student B

You are a freshman at the Shanghai International School. The school has assigned you a student mentor, whose job is to help you adjust to the life at the school as well as in China. Today is the first day of Freshmen Orientation. Your mentor (played by your partner) would like to check if you have all the class materials ready. Listen to his/her questions carefully and answer the questions based on your own checklist.

Model: **A:** 你有汉语课本吗?
B: 有。
A: 你有几本?
B: 我有两本。

or: **A:** 你有汉语课本吗?
B: 还没有。
A: 请你今天去买,
好吗?
B: 好。

Word Bank

| | |
|---------------------------|----------------------------------|
| 1. 买 mǎi to buy | 2. 文具 wénjù stationary |
|---------------------------|----------------------------------|

| 今年要用的课本和文具 | |
|------------|----------|
| 有√ | 课本和文具 |
| √ | 汉语课本（两本） |
| √ | 数学课本（一本） |
| | 英语课本（五本） |
| | 美术课本（一本） |
| √ | 历史课本（一本） |
| √ | 练习本（五本） |
| | 蜡笔（两盒） |

Situation 2: Are You Ready for the Chinese Class?

Student A

You are a transfer student at the Shanghai International School. Now your classmate is going over the Chinese language course material list with you. Listen to his/her questions carefully and answer the questions based on your own checklist.

- Model: A: 你有汉语课本吗?
B: 有。
A: 你有几本?
B: 我有两本。
- or: A: 你有汉语课本吗?
B: 还没有。
A: 请你今天去买，
好吗?
B: 好。

| 汉语课的课本和文具 | |
|-----------|------------|
| 有√ | 课本和文具 |
| √ | 汉语课本（两本） |
| | 汉字练习本（四本） |
| √ | 练习本（一本） |
| | 蜡笔（两盒） |
| √ | 红色和黑色笔（两支） |

Student B

You are a student at the Shanghai International School. Now you are talking to a transfer student to see if he/she has all the required course materials for the Chinese language class. Go over the course material list with your student (played by your partner). Check the box if he/she has the materials.

- Model:** **A:** 你有汉语课本吗?
B: 有。
A: 你有几本?
B: 我有两本。
- or:** **A:** 你有汉语课本吗?
B: 还没有。
A: 请你今天去买,
好吗?
B: 好。

| 汉语课的课本和文具 | |
|-----------|------------|
| 有√ | 课本和文具 |
| | 汉语课本（两本） |
| | 汉字练习本（四本） |
| | 练习本（一本） |
| | 蜡笔（两盒） |
| | 红色和黑色笔（两支） |

III. Character Bingo

Step 1: Choose 16 words from the word bank and write them at random, with one in each square on the game board.

Step 2: Pair up with a partner, take turns reading one term at a time from the word bank. Cross out each term as you read it. When your partner calls out a term, listen carefully, and if you have that term written in a square, cross it out with an X while telling your partner: “我有…”

Remember: You are calling your partner’s bingo game and he is calling yours. The first player to cross out four terms in a row (horizontally, vertically or across) is the winner. The winner should call out: “中了!” (zhòng le, “I won”).

Word Bank

| | | | | |
|----|----|-----|----|----|
| 红色 | 蓝色 | 绿色 | 黑色 | 颜色 |
| 蜡笔 | 书包 | 练习本 | 课本 | 用 |
| 名字 | 原来 | 玩具 | 放 | 新 |
| 旧 | 这儿 | 那么 | 几个 | 本子 |

Bingo Grid

| | | | |
|--|--|--|--|
| | | | |
| | | | |
| | | | |
| | | | |

IV. Mixer Activity: Find Your Classmate

Imagine that you are at the Freshman Social. You would like to get to know someone who's taking the same classes and using the same class materials as you. Walk around the classroom and ask your classmates questions based on the information below. Once you find someone who is taking the same classes and using the same books as you, write the student's name in the space given below.

| | |
|--|--|
| <p>Card A</p> <p>你这个学期上英语，汉语，化学和经济。</p> <p>你用的课本有：</p> <p>化学 两本</p> <p>汉语 两本</p> <p>经济 一本</p> <p>英语 五本</p> <p>_____</p> | <p>Card B</p> <p>你这个学期上英语，汉语，化学和经济。</p> <p>你用的课本有：</p> <p>化学 一本</p> <p>汉语 三本</p> <p>经济 一本</p> <p>英语 五本</p> <p>_____</p> |
| <p>Card C</p> <p>你这个学期上经济，历史，英语AP和法语。</p> <p>你用的课本有：</p> <p>经济 两本</p> <p>历史 两本</p> <p>英语AP 十本</p> <p>法语 三本</p> <p>_____</p> | <p>Card D</p> <p>你这个学期上美国历史，汉语，物理和数学。</p> <p>你用的课本有：</p> <p>美国历史 两本</p> <p>汉语 两本</p> <p>物理 两本</p> <p>数学 两本</p> <p>_____</p> |

| | |
|---|---|
| <p>Card E</p> <p>你这个学期上中国历史， 物理，美术和经济。 你用的课本有： 中国历史 一本 经济 两本 物理 一本 美术 三本</p> <hr/> | <p>Card F</p> <p>你这个学期上数学，历史， 英语和化学。 你用的课本有： 化学 两本 数学 一本 历史 三本 英语 五本</p> <hr/> |
| <p>Card G</p> <p>你这个学期上数学，历史， 英语和化学。 你用的课本有： 化学 两本 数学 两本 历史 一本 英语 四本</p> <hr/> | <p>Card H</p> <p>你这个学期上经济，历史， 英语^{AP}和法语。 你用的课本有： 经济 两本 历史 三本 英语^{AP} 十本 法语 两本</p> <hr/> |

| | |
|---|--|
| <p>Card I</p> <p>你这个学期上美国历史， 汉语，物理和数学。 你用的课本有： 美国历史 两本 汉语 两本 物理 一本 数学 一本</p> <hr/> | <p>Card J</p> <p>你这个学期上中国历史， 物理，美术和数学。 你用的课本有： 中国历史 两本 美术两本 物理 两本 数学 一本</p> <hr/> |
|---|--|

V. Pair Activity: What’s in Your School Bag?

Step 1: Open your school bag and see what’s inside. Then write a list of the things in your school bag.






Step 2: Pair up with a classmate. Tell each other what’s in your school bag.

Model: 我有数学书、汉语书、三本练习本、四支笔…

When your partner reports, listen carefully and write down what you hear in the space below.

VI. Group or Pair Activity: What Will You Bring to My House?

Suppose your friend has invited you over to his house for the day. After throwing the dice, the player needs to say “我帶 _____ 去你家”. Please be as specific as possible. If a player cannot say the sentence correctly, s/he may not advance.

| | | | | |
|---|---|--|---|---|
| FINISH | 22.  | 21. GO TO THE FINISH | 20.  | 19. ◀  |
| 14. ▶  | 15.  | 16.  | 17. SKIP ONE SPACE | 18. ▲  |
| 13. ▲  | 12. BACK TO 6 | 11.  | 10.  | 9. ◀  |
| 4. ▶ SKIP ONE SPACE | 5.  | 6.  | 7. LOSE A TURN | 8. ▲  |
| 3. ▲  | 2.  | 1.  | START ◀ | |

VII. Match Them!

Match the characters in Column A with pinyin pronunciations in Column B and English meanings in Column C.

Column A

带课本
几本书
借本子
练习本
那么多
盒
黑蜡笔
支
颜色
红色
只

Column B

hé
hēi làbǐ
hóngsè
zhǐ
dài kèběn
jiè běnzi
jǐ běn shū
zhī
nàme duō
yánsè
liànxíběn

Column C

so many
how many books
color
only
box (can be used as a measure word)
black crayon
borrow notebook
a measure word for pens
red color, red
notebook
take, take along a textbook

三. 汉字练习 CHINESE CHARACTER PRACTICE

姓名: _____

1. Write the characters in the correct stroke order.

| | | | | | | | | | | | |
|------|---|--|---|--|--|--|--|--|--|--|--|
| dài | 巾 | 一 十 卅 卅 卅 卅 卅 卅 卅 卅 (9) | | | | | | | | | |
| 带 | 带 | 带 | 带 | | | | | | | | |
| běn | 木 | 一 十 才 木 本 (5) | | | | | | | | | |
| 本 | 本 | 本 | 本 | | | | | | | | |
| liàn | 纟 | 纟 纟 纟 纟 纟 纟 纟 纟 纟 纟 (8) | | | | | | | | | |
| 练 | 练 | 练 | 练 | | | | | | | | |
| nà | 卩 | 丁 习 习 习 那 那 (6) | | | | | | | | | |
| 那 | 那 | 那 | 那 | | | | | | | | |
| hé | 皿 | ノ 人 人 人 合 合 合 合 合 合 盒 (11) | | | | | | | | | |
| 盒 | 盒 | 盒 | 盒 | | | | | | | | |
| là | 虫 | 一 口 口 中 虫 虫 虫 虫 虫 虫 虫 虫 虫 虫 蜡 蜡 蜡 (14) | | | | | | | | | |
| 蜡 | 蜡 | 蜡 | 蜡 | | | | | | | | |
| bǐ | 竹 | ノ 人 人 人 竹 竹 竹 竹 竹 竹 笔 (10) | | | | | | | | | |
| 笔 | 笔 | 笔 | 笔 | | | | | | | | |
| jiè | 亻 | ノ 亻 亻 亻 亻 亻 亻 亻 亻 亻 借 借 借 (10) | | | | | | | | | |
| 借 | 借 | 借 | 借 | | | | | | | | |
| zhī | 支 | 一 十 支 支 (4) | | | | | | | | | |
| 支 | 支 | 支 | 支 | | | | | | | | |
| yán | 页 | 一 二 二 二 立 户 户 户 户 户 户 户 户 户 户 颜 颜 颜 (15) | | | | | | | | | |
| 颜 | 颜 | 颜 | 颜 | | | | | | | | |

| | | | | | | | | | | | |
|------|---|--------------------------|---|--|--|--|--|--|--|--|--|
| sè | 色 | ノ ㄣ ㄣ ㄣ ㄣ 色 (6) | | | | | | | | | |
| 色 | 色 | 色 | 色 | | | | | | | | |
| hóng | 红 | ノ ㄣ ㄣ ㄣ ㄣ 红 (6) | | | | | | | | | |
| 红 | 红 | 红 | 红 | | | | | | | | |
| hēi | 黑 | ノ ㄣ ㄣ ㄣ ㄣ ㄣ ㄣ ㄣ ㄣ 黑 (12) | | | | | | | | | |
| 黑 | 黑 | 黑 | 黑 | | | | | | | | |

4.3

买文具
Buying School Supplies

一. 听力练习 LISTENING PRACTICE



I. Phrase Dictation. Listen carefully to Audio Clip 4-3-1. Each phrase will be read twice, first at normal speed for you to get a general idea, and then at slow speed for you to write down the phrase in pinyin.

1. _____
2. _____
3. _____
4. _____
5. _____



II. Sentence Dictation. Listen carefully to Audio Clip 4-3-2. Each sentence will be read twice, first at normal speed for you to get a general idea, and then at slow speed for you to write down the sentence in pinyin.

1. _____
2. _____
3. _____
4. _____
5. _____



III. Listen carefully to Audio Clip 4-3-3 and then place tone marks above each character in the poem.

锄禾日当午，汗滴禾下土。

谁知盘中餐，粒粒皆辛苦。



VI. Listen to the questions in Audio Clip 4-3-6 and answer them in complete sentences. You can write your answers in pinyin or Chinese characters.

1. _____
2. _____
3. _____
4. _____
5. _____

二. 综合语言练习 INTEGRATED LANGUAGE PRACTICE

I. How do you say it in Chinese?

Section 1: Phrases

1. two blue rulers

2. one red ballpoint pen

3. twenty yellow file folders

4. three kinds of notebooks

5. six purple erasers

34 HUANYING 1 WORKBOOK

6. ten blue MP3 Players

7. one box of yellow crayons

8. a dozen red pencils

9. five white notebooks

10. two black backpacks

Section 2: Sentences

1. OK, I'll buy a green one.

2. The Chinese like the color red, right?

3. May I look at that purple file folder?

4. It's nice, but rather big (for me). I'd like to have a smaller one.

5. Look, there are MP3 players here.

6. We have white erasers and rulers. Would you like to buy them?

7. Let's take a look over there!

8. I'd like to buy a few ballpoint pens.

II. Pair Activity: Taking Inventory

You are volunteering at Shanghai Resource Center for Teachers, a non-profit agency that distributes donated educational supplies to educators in remote parts of China. Your job today is to unpack, sort and count donated goods. Team up with your partner and take turns filling out the inventory sheets.

Student A

Step 1: You start by telling your partner the contents of the box that you opened. Make sure that you tell your partner the name, quantity and color of each item in the box.

Model: 第一个箱子有十个本子，两个黄色的，八个白色的。

第一个箱子:

| 名字 | 数量 | 颜色 |
|-----|------|------------------------------|
| 文件夹 | 35个 | 黄色20个，红色15个 |
| 铅笔 | 100支 | 黑色20支，红色25支，紫色25支，黄色25支，绿色5支 |
| 练习本 | 40本 | 蓝色5本，绿色32本，红色3本 |
| 尺子 | 17把 | 白色5把，浅蓝色8把，粉色4把 |
| 橡皮 | 29块 | 灰色16块，红色7块，紫色6块 |

Now it's your turn to fill out the inventory list. Listen to your partner carefully and write down the contents of the second box.

第二个箱子：

| 名字 | 数量 | 颜色 |
|----|----|----|
| | | |
| | | |
| | | |
| | | |
| | | |

Student B

Step 2: You start by filling out the inventory list according to what your partner tells you. Make sure that you record the name, quantity and color of each item that you hear.

第一个箱子：

| 名字 | 数量 | 颜色 |
|----|----|----|
| | | |
| | | |
| | | |
| | | |
| | | |

Now it's your turn to tell your partner the content of the box that you opened. Make sure that you tell your partner the name, quantity and color of each item in the box.

Model: 第一个箱子有十个本子，两个黄色的，八个白色的。

第二个箱子:

| 名字 | 数量 | 颜色 |
|-----|-----|-------------------------|
| 铅笔 | 50支 | 黑色20支，红色30支 |
| 尺子 | 22把 | 白色3把，浅蓝色19把 |
| 橡皮 | 60块 | 蓝色18块，绿色22块，紫色10块，黄色10块 |
| 文件夹 | 88个 | 白色40个，红色12个，绿色18个，蓝色18个 |
| 练习本 | 55本 | 灰色16本，红色9本，白色15本，蓝色15本 |

III. Small Group Activity: Buying School Supplies

You and your classmates are going shopping for school supplies together. In order to get a bulk discount, you decide to pay together and then divide the items up once you are back home. This means that you don't necessarily get the item in your desired color in the end!

Divide into groups of four. Choose one person from the group as the leader. S/he "picks out" items that you bought from the shopping bag and asks who would like to have them. Listen carefully to the items being called out and let the leader know if you want them, how many and in which color. Once you claim an item, record it (with name of the item, quantity and color) in your log so that you can pay later.

Model: Leader: 谁要红色的圆珠笔?

Person 1: 我要两支。

Person 2: 我要三支。

Word Bank

买到 mǎidào purchased

第一个人:

你要买: 三本绿色的练习本, 两支黑色圆珠笔, 两支红色圆珠笔, 和五个蓝色文件夹。

你买到: _____

第二个人:

你要买: 两本蓝色练习本, 一把尺子, 两块黑白色的橡皮, 一个红色文件夹。

你买到: _____

第三个人:

你要买: 五个黄色文件夹, 两本紫色的练习本, 两盒蜡笔, 十支铅笔, 四支红圆珠笔。

你买到: _____

第四个人:

你要买: 两把白色的尺子, 一块紫橡皮, 三支红铅笔, 两支黄铅笔, 和两支蓝铅笔。

你买到: _____

Group Leader:

The right column lists the different kinds of supplies that you have bought. When you ask questions, you can pick up a color from the left column to add it to the name of the item.

Model: 谁要黑色的文件夹?
谁要黄色的文件夹?

| 颜色 | 文具 |
|--|---|
| 红色 黄色 黑色 紫色 蓝色 白色 | 文件夹 练习本 尺子 橡皮 铅笔 圆珠笔 蜡笔 |

IV. Mixer Activity: Test Your Sixth Sense

Step 1: Circle one statement from each of the following lists that best describes you. Later, you will be interviewed by your classmates.

1. 我喜欢红色。
 我喜欢蓝色。
 我喜欢紫色。
 我喜欢黑色。
 我喜欢白色。
2. 我每天带很多课本去学校。
 我每天带很多笔去学校。
 我每天带两个练习本去学校。
 我每天带三块橡皮去学校。
 我每天带一把尺子去学校。

- 3. 我没有MP3播放器。
我有MP3播放器。
我要买MP3播放器。
- 4. 我不喜欢MP3播放器。
我喜欢MP3播放器，可是妈妈不让我买。
- 5. 我的书包是黑色的。
我的书包是蓝色的。
我的书包是紫色的。
我的书包是绿色的。
我的书包是红色的。

Step 2: Walk around the classroom and interview at least three classmates, using the 是不是 question form. Try to ask different questions to different students based on your observation of their likes, dislikes and habits. Listen carefully to their answers and record them in the chart below.

Model:

| Possible questions: | Possible answers: |
|---------------------|-------------------|
| 你是不是喜欢蓝色？ | 是啊！你真神了！★ |
| 你是不是不喜欢MP3播放器？ | 不是，我很喜欢，可是妈妈不让我买。 |

★你真神了！ Nǐ zhēn shén le! You are such a wonder!

| | |
|-----------|--|
| 学生姓名： | |
| 喜欢的颜色 | |
| 每天带去学校的東西 | |
| 有没有MP3 | |
| 书包的颜色 | |

| | |
|-----------|--|
| 学生姓名： | |
| 喜欢的颜色 | |
| 每天带去学校的東西 | |
| 有没有MP3 | |
| 书包的颜色 | |

| | |
|-----------|--|
| 学生姓名： | |
| 喜欢的颜色 | |
| 每天带去学校的東西 | |
| 有没有MP3 | |
| 书包的颜色 | |

V. Pinyin Crossword Puzzle

Translate the clues and complete the crossword puzzle in pinyin.

| | | | | | | | | | | | | | | | | | | | |
|----|--|---|--|----|--|----|--|----|--|----|--|----|---|--|--|--|--|--|--|
| 1 | | | | | | | | 2 | | | | | | | | | | | |
| | | | | | | | | | | | | | | | | | | | |
| | | | | | | | | | | | | | | | | | | | |
| | | | | 3 | | 4 | | | | | | | | | | | | | |
| | | | | | | | | | | | | | | | | | | | |
| 5 | | | | | | | | | | | | | | | | | | | |
| | | | | | | | | | | | | | | | | | | | |
| | | | | | | | | | | | | | 6 | | | | | | |
| | | 7 | | | | | | | | | | | | | | | | | |
| 8 | | | | | | | | | | 9 | | | | | | | | | |
| | | | | | | | | | | | | | | | | | | | |
| | | | | 10 | | | | 11 | | | | | | | | | | | |
| | | | | | | 12 | | | | | | | | | | | | | |
| | | | | | | | | | | | | | | | | | | | |
| 13 | | | | | | | | | | | | 14 | | | | | | | |
| | | | | 15 | | | | | | 16 | | | | | | | | | |
| | | | | | | | | | | | | | | | | | | | |
| | | | | | | | | 17 | | | | | | | | | | | |

Across:

1. red
2. green
4. beige
5. backpack
6. purple
8. ruler
9. pink
12. orange
13. textbook
15. white
16. ball pen
17. file folder

Down:

1. yellow
2. blue
3. eraser
6. brown
7. notebook
10. pencil
11. black
14. crayon

VI. Complete the Dialogue

Suppose you are in a store and the salesperson asks you the following questions. How are you going to answer?

A: 你要买什么?

B: _____

A: 我们有红的, 绿的, 蓝的, 紫的。你要哪个颜色的?

B: _____

A: 你要不要练习本? 这种练习本很好看, 你买几本吧!

B: _____

A: 现在很多人喜欢用紫色的圆珠笔。你要不要看看?

B: _____

VII. Match Them!

Match the characters in Column A with pinyin pronunciations in Column B and English meanings in Column C.

Column A

买
文具
种
黄
白
紫
铅笔
圆珠笔
橡皮
尺(子)
块
把
文件夹
大
MP3播放器

Column B

bái
wénjiànjiā
kuài
dà
zǐ
mǎi
MP sān bōfàngqì
wénjù
yuánzhūbǐ
qiānbǐ
bǎ
zhǒng
chǐ(zi)
huáng
xiàngpí

Column C

pencil
ball-point pen
purple
eraser
buy
type, kind
white
file folder
yellow
MP3 player
stationary
ruler
a measure word
big
a measure word (piece)

姓名: _____

[illegible]

[illegible]

4.4

网上词典
Online Dictionaries

一. LISTENING PRACTICE



I. Phrase Dictation. Listen carefully to Audio Clip 4-4-1. Each phrase will be read twice, first at normal speed for you to get a general idea, and then at slow speed for you to write down the phrase in pinyin.

1. _____

2. _____

3. _____

4. _____

5. _____

6. _____



II. Sentence Dictation. Listen carefully to Audio Clip 4-4-2. Each sentence will be read twice, first at normal speed for you to get a general idea, and then at slow speed for you to write down the sentence in pinyin.

1. _____

2. _____

3. _____

4. _____

5. _____



III. Listen carefully to Audio Clip 4-4-3 and then place tone marks above each character in the poem.

小 时 不 识 月，呼 作 白 玉 盘。
又 疑 瑶 台 镜，飞 在 青 云 端。



IV. Listen to Dialogue 1 from Lesson 4.4 and then answer the True/False questions in Audio Clip 4-4-4.

| | 1 | 2 | 3 | 4 | 5 |
|---|---|---|---|---|---|
| 对 | | | | | |
| 错 | | | | | |



V. Listen to Dialogue 2 from Lesson 4.4 and then answer the True/False questions in Audio Clip 4-4-5.

| | 1 | 2 | 3 |
|---|---|---|---|
| 对 | | | |
| 错 | | | |



VI. Listen to the students talking about their opinions about online dictionaries in Audio Clip 4-4-6. Draw lines to indicate 1) if this person likes to use online dictionaries and 2) why.

谁 喜欢不喜欢 为什么



1. 大卫

不喜欢用电脑。



2. 汤姆

喜欢用 挺聪明的，我不用词典。



3. 凯丽

非常容易用。



4. 玛丽娅

不喜欢用 不常常上网。



5. 杰米

用起来很方便。



VII. Listen to Audio Clip 4-4-7 and write down what each person is dissatisfied with.

1. 第一个人: _____

2. 第二个人: _____

3. 第三个人: _____

4. 第四个人: _____

5. 第五个人: _____

6. 第六个人: _____



VIII. Listen carefully to the questions in Audio Clip 4-4-8 and write your answers in complete sentences.

1. _____
2. _____
3. _____
4. _____
5. _____

二. 综合语言练习 INTEGRATED LANGUAGE PRACTICE

I. How do you say it in Chinese?

Section 1: Phrases

1. online dictionary

2. chat online

3. easy to use

4. movie DVD

5. to store files

50 HUANYING 1 WORKBOOK

6. history book

7. very convenient

8. world history

9. like the most

10. computer files

Section 2: Sentences

1. Why don't you use a USB flash drive?

2. An MP3 player is very easy to use.

3. I heard that many people in China play computer games online.

4. Do you have the web address?

5. I've got this book on CD.

6. A USB drive is used to store computer files.

7. I use my MP3 player to listen to music and to store computer files.

8. Look, there are so many history books: American history, Chinese history, the world history, and (even) history of computers.

II. Pair Activity: What Are These Things?

Step 1: Draw lines to match the questions in Column A with the answers in Column B. Don't let your partner see your answers, as the two of you will compare your answers later to see how many correct answers each person gets.

| Column A | Column B |
|-----------------|----------------------|
| 1. 什么是“优盘”？ | a. 那是上课用的书。 |
| 2. 什么是“MP3播放器”？ | b. 那是在互联网上看书、看电影什么的。 |
| 3. 什么是“DVD光盘”？ | c. 那是存电影用的光盘。 |
| 4. 什么是“蜡笔”？ | d. 那是画画儿用的彩色笔。 |
| 5. 什么是“练习本”？ | e. 那是放书和文具用的包。 |
| 6. 什么是“书包”？ | g. 那是查生词和生词用的书。 |
| 7. 什么是“课本”？ | h. 那是存电脑文件用的，非常小的东西。 |
| 8. 什么是“词典”？ | i. 那是一个网页在互联网上的地址。 |
| 9. 什么是“上网”？ | j. 那是存和播放音乐的小机器。 |
| 10. 什么是“网站”？ | k. 那是写作业用的本子。 |

Word Bank

| | | |
|-----|------------|----------------|
| 互联网 | hùliánwǎng | World Wide Web |
|-----|------------|----------------|

Step 2: Now take turns with your partner to ask each other questions in Column A. Listen carefully to your partner’s answer and compare it with yours. In the table below, record the number of correct answers that your partner gets.

| | 1 | 2 | 3 | 4 | 5 | 6 | 7 | 8 | 9 | 10 |
|----|---|---|---|---|---|---|---|---|---|----|
| 对 | | | | | | | | | | |
| 不对 | | | | | | | | | | |

III. Small Group Activity: My Favorite Things

Step 1: You would like to get to know your classmates better. Find three people that you don’t know very well and form of group of four. First fill out the sheet below for yourself, and then talk to two other students.

我是谁？

* * * * *

我最喜欢的

书

课

人

动物

颜色

运动

活动

音乐

电影

电视

我的名字是

Step 2: Interview your partner and fill out the information card below for him/her.

你是谁？

* * * * *

你最喜欢的

书

课

人

动物

颜色

运动

活动

音乐

电影

电视

你的名字是

Step 3: Now talk to a third classmate in your group and interview him/her about what he/she has found out about his/her partner.

他/她是谁？

* * * * *

他/她最喜欢的

书

课

人

动物

颜色

运动

活动

音乐

电影

电视

他/她的名字是

IV. Scrambled Sentences

Put the following sentences in correct order based on the clues given in English.

1. 有很多电影现在和网上音乐。

(There are lots of movies and music on the Internet nowadays.)

2. 文件光盘这有张很多音乐上。

(There are many music files on this CD.)

3. 很多听说用现在优盘人文件存放。

(I hear that many people now use USB flash drives to store documents.)

4. 听 MP3 非常音乐用方便播放器。

(It is very convenient to listen to music using MP3 player.)

5. 借托尼电脑，我的用用，你好吗？

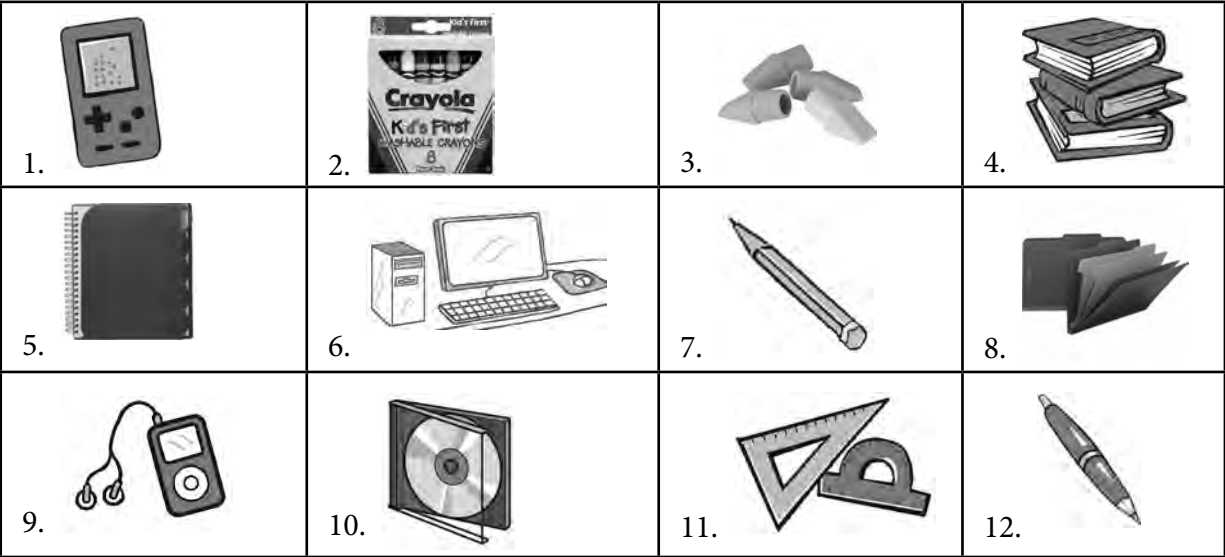
(Tony, may I borrow your computer?)

6. 支的不是这红，是笔的黄。

(This pen is not red. It's yellow.)

V. Pair Activity: May I Borrow...

Step 1: Circle seven items from the pictures below. Don't let your partner see your choices, because later he/she will try to borrow them from you. The items that you've circled are what you have in your backpack. The rest of the items are what you'd like to borrow from your partner.



Step 2: Enter the names of the items that you wish to borrow in the form below, and then ask your partner if you may borrow them. Place a check mark next to the items that you have successfully borrowed.

Model: A: 借你的铅笔用用，好吗？
B: 好。你用吧。 or 对不起，我也没有铅笔。

你要借的东西 The things you'd like to borrow:

| Item | √ | Item | √ |
|------|---|------|---|
| 1. | | 2. | |
| 3. | | 4. | |
| 5. | | 6. | |
| 7. | | 8. | |
| 9. | | 10. | |

VI. Pair Activity: Learn from You

你：

你朋友：

1A: You start first. You see your classmate holding a little white box with earphones extending out. You are curious to learn what it is.

你：哎，这是什么？

你：iPod? 是小电脑吗？

你：好啊！(Listen ...) 哇，真好听！这个iPod可以存多少个歌？

你：那么多！哎，这个iPod可以和MP3一样存汉字文件吗？

你：太好了。我也要买一个。

1B: You are holding an iPod in your hand. Your classmate is curious and would like to know what it is.

你：这叫iPod。

你：不是。iPod 和MP3播放器一样，是存音乐的。你要不要听听？

你：要看文件大小。差不多200多个。

你：可以，我就用iPod存我的汉语练习和中国音乐。

你朋友：

你：

| | |
|--|---|
| <p>2A: Your classmate would like to borrow your Chinese folk music CD. Instead of lending it to him/her, tell him/her that it is actually available online for free.</p> <p>你：好啊，可是你为什么不上网听呢？</p> <p>你：有啊！你可以免费下载。</p> <p>你：在 www.chinesemusic.com。</p> <p>你：是啊，上网听音乐非常方便。有喜欢的音乐，你就可以存在你的电脑上。</p> | <p>2B: You start first. You would like to borrow your friend's Chinese folk music CD. Then you learn that the music is freely available online.</p> <p>你：哎，借你的中国音乐光盘听听，好吗？</p> <p>你：网上有吗？</p> <p>你：真的？在哪个网站？</p> <p>你：太好了！你常常在网上免费下载音乐吗？</p> <p>你：太好了。我今天晚上回家试试。</p> |
|--|---|

Word Bank

| | | |
|----------------------------------|---|--------------------|
| 1. 哇 wà wow | 2. 免费下载 miǎnfèi xiàzài free download; download for free | 3. 歌 gē song |
| 4. 可以 kěyǐ may, be able to | 5. 试试 shìshi give it a try | |

VII. Match Them!

Match the characters in Column A with pinyin pronunciations in Column B and English meanings in Column C.

Column A

词典
网上
网站
容易
方便
听说
常常
上网
世界
光盘
给
张
优盘
存文件
磁盘

Column B

tīngshuō
chángcháng
shàngwǎng
zhāng
fāngbiàn
cídiǎn
wǎngshàng
wǎngzhàn
yōupán
gěi
róngyì
guāngpán
shìjiè
cún wénjiàn
cípán

Column C

give, to
world
a measure word
USB flash drive
dictionary
CD, DVD disk
go online
online
it is said
convenient
website
floppy diskette
often
store/save file
easy

三. 汉字练习 CHINESE CHARACTER PRACTICE

姓名: _____

1. Write the characters in the correct stroke order.

| | | | | | | | | | | | |
|------|---|--------------------------|---|--|--|--|--|--|--|--|--|
| cí | 讠 | 讠 讠 讠 讠 讠 讠 讠 讠 讠 讠 (7) | | | | | | | | | |
| 词 | 词 | 词 | 词 | | | | | | | | |
| diǎn | 讠 | 讠 讠 讠 讠 讠 讠 讠 讠 讠 讠 (8) | | | | | | | | | |
| 典 | 典 | 典 | 典 | | | | | | | | |
| zhàn | 立 | 讠 讠 讠 讠 讠 讠 讠 讠 讠 讠 (10) | | | | | | | | | |
| 站 | 站 | 站 | 站 | | | | | | | | |
| róng | 宀 | 讠 讠 讠 讠 讠 讠 讠 讠 讠 讠 (10) | | | | | | | | | |
| 容 | 容 | 容 | 容 | | | | | | | | |
| yì | 日 | 讠 讠 讠 讠 讠 讠 讠 讠 讠 讠 (8) | | | | | | | | | |
| 易 | 易 | 易 | 易 | | | | | | | | |
| biàn | 亻 | 讠 讠 讠 讠 讠 讠 讠 讠 讠 讠 (9) | | | | | | | | | |
| 便 | 便 | 便 | 便 | | | | | | | | |
| tīng | 口 | 讠 讠 讠 讠 讠 讠 讠 讠 讠 讠 (7) | | | | | | | | | |
| 听 | 听 | 听 | 听 | | | | | | | | |
| shuō | 讠 | 讠 讠 讠 讠 讠 讠 讠 讠 讠 讠 (9) | | | | | | | | | |
| 说 | 说 | 说 | 说 | | | | | | | | |
| shì | 一 | 一 一 一 一 一 一 一 一 一 一 (5) | | | | | | | | | |
| 世 | 世 | 世 | 世 | | | | | | | | |
| jiè | 田 | 讠 讠 讠 讠 讠 讠 讠 讠 讠 讠 (9) | | | | | | | | | |
| 界 | 界 | 界 | 界 | | | | | | | | |

| | | | | | | | | | | | | | |
|-----|---|---|--|--|--|--|--|--|--|--|--|--|--|
| zuì | 日 | 𠂆 𠂇 𠂈 𠂉 𠂊 𠂋 𠂌 𠂍 𠂎 𠂏 𠂐 𠂑 𠂒 𠂓 𠂔 𠂕 𠂖 𠂗 𠂘 𠂙 𠂚 𠂛 𠂜 𠂝 𠂞 𠂟 𠂠 𠂡 𠂢 𠂣 𠂤 𠂥 𠂦 𠂧 𠂨 𠂩 𠂪 𠂫 𠂬 𠂭 𠂮 𠂯 𠂰 𠂱 𠂲 𠂳 𠂴 𠂵 𠂶 𠂷 𠂸 𠂹 𠂺 𠂻 𠂼 𠂽 𠂾 𠂿 𠃀 𠃁 𠃂 𠃃 𠃄 𠃅 𠃆 𠃇 𠃈 𠃉 𠃊 𠃋 𠃌 𠃍 𠃎 𠃏 𠃐 𠃑 𠃒 𠃓 𠃔 𠃕 𠃖 𠃗 𠃘 𠃙 𠃚 𠃛 𠃜 𠃝 𠃞 𠃟 𠃠 𠃡 𠃢 𠃣 𠃤 𠃥 𠃦 𠃧 𠃨 𠃩 𠃪 𠃫 𠃬 𠃭 𠃮 𠃯 𠃰 𠃱 𠃲 𠃳 𠃴 𠃵 𠃶 𠃷 𠃸 𠃹 𠃺 𠃻 𠃼 𠃽 𠃾 𠃿 𠄀 𠄁 𠄂 𠄃 𠄄 𠄅 𠄆 𠄇 𠄈 𠄉 𠄊 𠄋 𠄌 𠄍 𠄎 𠄏 𠄐 𠄑 𠄒 𠄓 𠄔 𠄕 𠄖 𠄗 𠄘 𠄙 𠄚 𠄛 𠄜 𠄝 𠄞 𠄟 𠄠 𠄡 𠄢 𠄣 𠄤 𠄥 𠄦 𠄧 𠄨 𠄩 𠄪 𠄫 𠄬 𠄭 𠄮 𠄯 𠄰 𠄱 𠄲 𠄳 𠄴 𠄵 𠄶 𠄷 𠄸 𠄹 𠄺 𠄻 𠄼 𠄽 𠄾 𠄿 𠅀 𠅁 𠅂 𠅃 𠅄 𠅅 𠅆 𠅇 𠅈 𠅉 𠅊 𠅋 𠅌 𠅍 𠅎 𠅏 𠅐 𠅑 𠅒 𠅓 𠅔 𠅕 𠅖 𠅗 𠅘 𠅙 𠅚 𠅛 𠅜 𠅝 𠅞 𠅟 𠅠 𠅡 𠅢 𠅣 𠅤 𠅥 𠅦 𠅧 𠅨 𠅩 𠅪 𠅫 𠅬 𠅭 𠅮 𠅯 𠅰 𠅱 𠅲 𠅳 𠅴 𠅵 𠅶 𠅷 𠅸 𠅹 𠅺 𠅻 𠅼 𠅽 𠅾 𠅿 𠆀 𠆁 𠆂 𠆃 𠆄 𠆅 𠆆 𠆇 𠆈 𠆉 𠆊 𠆋 𠆌 𠆍 𠆎 𠆏 𠆐 𠆑 𠆒 𠆓 𠆔 𠆕 𠆖 𠆗 𠆘 𠆙 𠆚 𠆛 𠆜 𠆝 𠆞 𠆟 𠆠 𠆡 𠆢 𠆣 𠆤 𠆥 𠆦 𠆧 𠆨 𠆩 𠆪 𠆫 𠆬 𠆭 𠆮 𠆯 𠆰 𠆱 𠆲 𠆳 𠆴 𠆵 𠆶 𠆷 𠆸 𠆹 𠆺 𠆻 𠆼 𠆽 𠆾 𠆿 𠇀 𠇁 𠇂 𠇃 𠇄 𠇅 𠇆 𠇇 𠇈 𠇉 𠇊 𠇋 𠇌 𠇍 𠇎 𠇏 𠇐 𠇑 𠇒 𠇓 𠇔 𠇕 𠇖 𠇗 𠇘 𠇙 𠇚 𠇛 𠇜 𠇝 𠇞 𠇟 𠇠 𠇡 𠇢 𠇣 𠇤 𠇥 𠇦 𠇧 𠇨 𠇩 𠇪 𠇫 𠇬 𠇭 𠇮 𠇯 𠇰 𠇱 𠇲 𠇳 𠇴 𠇵 𠇶 𠇷 𠇸 𠇹 𠇺 𠇻 𠇼 𠇽 𠇾 𠇿 𠈀 𠈁 𠈂 𠈃 𠈄 𠈅 𠈆 𠈇 𠈈 𠈉 𠈊 𠈋 𠈌 𠈍 𠈎 𠈏 𠈐 𠈑 𠈒 𠈓 𠈔 𠈕 𠈖 𠈗 𠈘 𠈙 𠈚 𠈛 𠈜 𠈝 𠈞 𠈟 𠈠 𠈡 𠈢 𠈣 𠈤 𠈥 𠈦 𠈧 𠈨 𠈩 𠈪 𠈫 𠈬 𠈭 𠈮 𠈯 𠈰 𠈱 𠈲 𠈳 𠈴 𠈵 𠈶 𠈷 𠈸 𠈹 𠈺 𠈻 𠈼 𠈽 𠈾 𠈿 𠉀 𠉁 𠉂 𠉃 𠉄 𠉅 𠉆 𠉇 𠉈 𠉉 𠉊 𠉋 𠉌 𠉍 𠉎 𠉏 𠉐 𠉑 𠉒 𠉓 𠉔 𠉕 𠉖 𠉗 𠉘 𠉙 𠉚 𠉛 𠉜 𠉝 𠉞 𠉟 𠉠 𠉡 𠉢 𠉣 𠉤 𠉥 𠉦 𠉧 𠉨 𠉩 𠉪 𠉫 𠉬 𠉭 𠉮 𠉯 𠉰 𠉱 𠉲 𠉳 𠉴 𠉵 𠉶 𠉷 𠉸 𠉹 𠉺 𠉻 𠉼 𠉽 𠉾 𠉿 𠊀 𠊁 𠊂 𠊃 𠊄 𠊅 𠊆 𠊇 𠊈 𠊉 𠊊 𠊋 𠊌 𠊍 𠊎 𠊏 𠊐 𠊑 𠊒 𠊓 𠊔 𠊕 𠊖 𠊗 𠊘 𠊙 𠊚 𠊛 𠊜 𠊝 𠊞 𠊟 𠊠 𠊡 𠊢 𠊣 𠊤 𠊥 𠊦 𠊧 𠊨 𠊩 𠊪 𠊫 𠊬 𠊭 𠊮 𠊯 𠊰 𠊱 𠊲 𠊳 𠊴 𠊵 𠊶 𠊷 𠊸 𠊹 𠊺 𠊻 𠊼 𠊽 𠊾 𠊿 𠋀 𠋁 𠋂 𠋃 𠋄 𠋅 𠋆 𠋇 𠋈 𠋉 𠋊 𠋋 𠋌 𠋍 𠋎 𠋏 𠋐 𠋑 𠋒 𠋓 𠋔 𠋕 𠋖 𠋗 𠋘 𠋙 𠋚 𠋛 𠋜 𠋝 𠋞 𠋟 𠋠 𠋡 𠋢 𠋣 𠋤 𠋥 𠋦 𠋧 𠋨 𠋩 𠋪 𠋫 𠋬 𠋭 𠋮 𠋯 𠋰 𠋱 𠋲 𠋳 𠋴 𠋵 𠋶 𠋷 𠋸 𠋹 𠋺 𠋻 𠋼 𠋽 𠋾 𠋿 𠌀 𠌁 𠌂 𠌃 𠌄 𠌅 𠌆 𠌇 𠌈 𠌉 𠌊 𠌋 𠌌 𠌍 𠌎 𠌏 𠌐 𠌑 𠌒 𠌓 𠌔 𠌕 𠌖 𠌗 𠌘 𠌙 𠌚 𠌛 𠌜 𠌝 𠌞 𠌟 𠌠 𠌡 𠌢 𠌣 𠌤 𠌥 𠌦 𠌧 𠌨 𠌩 𠌪 𠌫 𠌬 𠌭 𠌮 𠌯 𠌰 𠌱 𠌲 𠌳 𠌴 𠌵 𠌶 𠌷 𠌸 𠌹 𠌺 𠌻 𠌼 𠌽 𠌾 𠌿 𠍀 𠍁 𠍂 𠍃 𠍄 𠍅 𠍆 𠍇 𠍈 𠍉 𠍊 𠍋 𠍌 𠍍 𠍎 𠍏 𠍐 𠍑 𠍒 𠍓 𠍔 𠍕 𠍖 𠍗 𠍘 𠍙 𠍚 𠍛 𠍜 𠍝 𠍞 𠍟 𠍠 𠍡 𠍢 𠍣 𠍤 𠍥 𠍦 𠍧 𠍨 𠍩 𠍪 𠍫 𠍬 𠍭 𠍮 𠍯 𠍰 𠍱 𠍲 𠍳 𠍴 𠍵 𠍶 𠍷 𠍸 𠍹 𠍺 𠍻 𠍼 𠍽 𠍾 𠍿 𠎀 𠎁 𠎂 𠎃 𠎄 𠎅 𠎆 𠎇 𠎈 𠎉 𠎊 𠎋 𠎌 𠎍 𠎎 𠎏 𠎐 𠎑 𠎒 𠎓 𠎔 𠎕 𠎖 𠎗 𠎘 𠎙 𠎚 𠎛 𠎜 𠎝 𠎞 𠎟 𠎠 𠎡 𠎢 𠎣 𠎤 𠎥 𠎦 𠎧 𠎨 𠎩 𠎪 𠎫 𠎬 𠎭 𠎮 𠎯 𠎰 𠎱 𠎲 𠎳 𠎴 𠎵 𠎶 𠎷 𠎸 𠎹 𠎺 𠎻 𠎼 𠎽 𠎾 𠎿 𠏀 𠏁 𠏂 𠏃 𠏄 𠏅 𠏆 𠏇 𠏈 𠏉 𠏊 𠏋 𠏌 𠏍 𠏎 𠏏 𠏐 𠏑 𠏒 𠏓 𠏔 𠏕 𠏖 𠏗 𠏘 𠏙 𠏚 𠏛 𠏜 𠏝 𠏞 𠏟 𠏠 𠏡 𠏢 𠏣 𠏤 𠏥 𠏦 𠏧 𠏨 𠏩 𠏪 𠏫 𠏬 𠏭 𠏮 𠏯 𠏰 𠏱 𠏲 𠏳 𠏴 𠏵 𠏶 𠏷 𠏸 𠏹 𠏺 𠏻 𠏼 𠏽 𠏾 𠏿 𠐀 𠐁 𠐂 𠐃 𠐄 𠐅 𠐆 𠐇 𠐈 𠐉 𠐊 𠐋 𠐌 𠐍 𠐎 𠐏 𠐐 𠐑 𠐒 𠐓 𠐔 𠐕 𠐖 𠐗 𠐘 𠐙 𠐚 𠐛 𠐜 𠐝 𠐞 𠐟 𠐠 𠐡 𠐢 𠐣 𠐤 𠐥 𠐦 𠐧 𠐨 𠐩 𠐪 𠐫 𠐬 𠐭 𠐮 𠐯 𠐰 𠐱 𠐲 𠐳 𠐴 𠐵 𠐶 𠐷 𠐸 𠐹 𠐺 𠐻 𠐼 𠐽 𠐾 𠐿 𠑀 𠑁 𠑂 𠑃 𠑄 𠑅 𠑆 𠑇 𠑈 𠑉 𠑊 𠑋 𠑌 𠑍 𠑎 𠑏 𠑐 𠑑 𠑒 𠑓 𠑔 𠑕 𠑖 𠑗 𠑘 𠑙 𠑚 𠑛 𠑜 𠑝 𠑞 𠑟 𠑠 𠑡 𠑢 𠑣 𠑤 𠑥 𠑦 𠑧 𠑨 𠑩 𠑪 𠑫 𠑬 𠑭 𠑮 𠑯 𠑰 𠑱 𠑲 𠑳 𠑴 𠑵 𠑶 𠑷 𠑸 𠑹 𠑺 𠑻 𠑼 𠑽 𠑾 𠑿 𠒀 𠒁 𠒂 𠒃 𠒄 𠒅 𠒆 𠒇 𠒈 𠒉 𠒊 𠒋 𠒌 𠒍 𠒎 𠒏 𠒐 𠒑 𠒒 𠒓 𠒔 𠒕 𠒖 𠒗 𠒘 𠒙 𠒚 𠒛 𠒜 𠒝 𠒞 𠒟 𠒠 𠒡 𠒢 𠒣 𠒤 𠒥 𠒦 𠒧 𠒨 𠒩 𠒪 𠒫 𠒬 𠒭 𠒮 𠒯 𠒰 𠒱 𠒲 𠒳 𠒴 𠒵 𠒶 𠒷 𠒸 𠒹 𠒺 𠒻 𠒼 𠒽 𠒾 𠒿 𠓀 𠓁 𠓂 𠓃 𠓄 𠓅 𠓆 𠓇 𠓈 𠓉 𠓊 𠓋 𠓌 𠓍 𠓎 𠓏 𠓐 𠓑 𠓒 𠓓 𠓔 𠓕 𠓖 𠓗 𠓘 𠓙 𠓚 𠓛 𠓜 𠓝 𠓞 𠓟 𠓠 𠓡 𠓢 𠓣 𠓤 𠓥 𠓦 𠓧 𠓨 𠓩 𠓪 𠓫 𠓬 𠓭 𠓮 𠓯 𠓰 𠓱 𠓲 𠓳 𠓴 𠓵 𠓶 𠓷 𠓸 𠓹 𠓺 𠓻 𠓼 𠓽 𠓾 𠓿 𠔀 𠔁 𠔂 𠔃 𠔄 𠔅 𠔆 𠔇 𠔈 𠔉 𠔊 𠔋 𠔌 𠔍 𠔎 𠔏 𠔐 𠔑 𠔒 𠔓 𠔔 𠔕 𠔖 𠔗 𠔘 𠔙 𠔚 𠔛 𠔜 𠔝 𠔞 𠔟 𠔠 𠔡 𠔢 𠔣 𠔤 𠔥 𠔦 𠔧 𠔨 𠔩 𠔪 𠔫 𠔬 𠔭 𠔮 𠔯 𠔰 𠔱 𠔲 𠔳 𠔴 𠔵 𠔶 𠔷 𠔸 𠔹 𠔺 𠔻 𠔼 𠔽 𠔾 𠔿 𠕀 𠕁 𠕂 𠕃 𠕄 𠕅 𠕆 𠕇 𠕈 𠕉 𠕊 𠕋 𠕌 𠕍 𠕎 𠕏 𠕐 𠕑 𠕒 𠕓 𠕔 𠕕 𠕖 𠕗 𠕘 𠕙 𠕚 𠕛 𠕜 𠕝 𠕞 𠕟 𠕠 𠕡 𠕢 𠕣 𠕤 𠕥 𠕦 𠕧 𠕨 𠕩 𠕪 𠕫 𠕬 𠕭 𠕮 𠕯 𠕰 𠕱 𠕲 𠕳 𠕴 𠕵 𠕶 𠕷 𠕸 𠕹 𠕺 𠕻 𠕼 𠕽 𠕾 𠕿 𠖀 𠖁 𠖂 𠖃 𠖄 𠖅 𠖆 𠖇 𠖈 𠖉 𠖊 𠖋 𠖌 𠖍 𠖎 𠖏 𠖐 𠖑 𠖒 𠖓 𠖔 𠖕 𠖖 𠖗 𠖘 𠖙 𠖚 𠖛 𠖜 𠖝 𠖞 𠖟 𠖠 𠖡 𠖢 𠖣 𠖤 𠖥 𠖦 𠖧 𠖨 𠖩 𠖪 𠖫 𠖬 𠖭 𠖮 𠖯 𠖰 𠖱 𠖲 𠖳 𠖴 𠖵 𠖶 𠖷 𠖸 𠖹 𠖺 𠖻 𠖼 𠖽 𠖾 𠖿 𠗀 𠗁 𠗂 𠗃 𠗄 𠗅 𠗆 𠗇 𠗈 𠗉 𠗊 𠗋 𠗌 𠗍 𠗎 𠗏 𠗐 𠗑 𠗒 𠗓 𠗔 𠗕 𠗖 𠗗 𠗘 𠗙 𠗚 𠗛 𠗜 𠗝 𠗞 𠗟 𠗠 𠗡 𠗢 𠗣 𠗤 𠗥 𠗦 𠗧 𠗨 𠗩 𠗪 𠗫 𠗬 𠗭 𠗮 𠗯 𠗰 𠗱 𠗲 𠗳 𠗴 𠗵 𠗶 𠗷 𠗸 𠗹 𠗺 𠗻 𠗼 𠗽 𠗾 𠗿 𠘀 𠘁 𠘂 𠘃 𠘄 𠘅 𠘆 𠘇 𠘈 𠘉 𠘊 𠘋 𠘌 𠘍 𠘎 𠘏 𠘐 𠘑 𠘒 𠘓 𠘔 𠘕 𠘖 𠘗 𠘘 𠘙 𠘚 𠘛 𠘜 𠘝 𠘞 𠘟 𠘠 𠘡 𠘢 𠘣 𠘤 𠘥 𠘦 𠘧 𠘨 𠘩 𠘪 𠘫 𠘬 𠘭 𠘮 𠘯 𠘰 𠘱 𠘲 𠘳 𠘴 𠘵 𠘶 𠘷 𠘸 𠘹 𠘺 𠘻 𠘼 𠘽 𠘾 𠘿 𠙀 𠙁 𠙂 𠙃 𠙄 𠙅 𠙆 𠙇 𠙈 𠙉 𠙊 𠙋 𠙌 𠙍 𠙎 𠙏 𠙐 𠙑 𠙒 𠙓 𠙔 𠙕 𠙖 𠙗 𠙘 𠙙 𠙚 𠙛 𠙜 𠙝 𠙞 𠙟 𠙠 𠙡 𠙢 𠙣 𠙤 𠙥 𠙦 𠙧 𠙨 𠙩 𠙪 𠙫 𠙬 𠙭 𠙮 𠙯 𠙰 𠙱 𠙲 𠙳 𠙴 𠙵 𠙶 𠙷 𠙸 𠙹 𠙺 𠙻 𠙼 𠙽 𠙾 𠙿 𠚀 𠚁 𠚂 𠚃 𠚄 𠚅 𠚆 𠚇 𠚈 𠚉 𠚊 𠚋 𠚌 𠚍 𠚎 𠚏 𠚐 𠚑 𠚒 𠚓 𠚔 𠚕 𠚖 𠚗 𠚘 𠚙 𠚚 𠚛 𠚜 𠚝 𠚞 𠚟 𠚠 𠚡 𠚢 𠚣 𠚤 𠚥 𠚦 𠚧 𠚨 𠚩 𠚪 𠚫 𠚬 𠚭 𠚮 𠚯 𠚰 𠚱 𠚲 𠚳 𠚴 𠚵 𠚶 𠚷 𠚸 𠚹 𠚺 𠚻 𠚼 𠚽 𠚾 𠚿 𠛀 𠛁 𠛂 𠛃 𠛄 𠛅 𠛆 𠛇 𠛈 𠛉 𠛊 𠛋 𠛌 𠛍 𠛎 𠛏 𠛐 𠛑 𠛒 𠛓 𠛔 𠛕 𠛖 𠛗 𠛘 𠛙 𠛚 𠛛 𠛜 𠛝 𠛞 𠛟 𠛠 𠛡 𠛢 𠛣 𠛤 𠛥 𠛦 𠛧 𠛨 𠛩 𠛪 𠛫 𠛬 𠛭 𠛮 𠛯 𠛰 𠛱 𠛲 𠛳 𠛴 𠛵 𠛶 𠛷 𠛸 𠛹 𠛺 𠛻 𠛼 𠛽 𠛾 𠛿 𠜀 𠜁 𠜂 𠜃 𠜄 𠜅 𠜆 𠜇 𠜈 𠜉 𠜊 𠜋 𠜌 𠜍 𠜎 𠜏 𠜐 𠜑 𠜒 𠜓 𠜔 𠜕 𠜖 𠜗 𠜘 𠜙 𠜚 𠜛 𠜜 𠜝 𠜞 𠜟 𠜠 𠜡 𠜢 𠜣 𠜤 𠜥 𠜦 𠜧 𠜨 𠜩 𠜪 𠜫 𠜬 𠜭 𠜮 𠜯 𠜰 𠜱 𠜲 𠜳 𠜴 𠜵 𠜶 𠜷 𠜸 𠜹 𠜺 𠜻 𠜼 𠜽 𠜾 𠜿 𠝀 𠝁 𠝂 𠝃 𠝄 𠝅 𠝆 𠝇 𠝈 𠝉 𠝊 𠝋 𠝌 𠝍 𠝎 𠝏 𠝐 𠝑 𠝒 𠝓 𠝔 𠝕 𠝖 𠝗 𠝘 𠝙 𠝚 𠝛 𠝜 𠝝 𠝞 𠝟 𠝠 𠝡 𠝢 𠝣 𠝤 𠝥 𠝦 𠝧 𠝨 𠝩 𠝪 𠝫 𠝬 𠝭 𠝮 𠝯 𠝰 𠝱 𠝲 𠝳 𠝴 𠝵 𠝶 𠝷 𠝸 𠝹 𠝺 𠝻 𠝼 𠝽 𠝾 𠝿 𠞀 𠞁 𠞂 𠞃 𠞄 𠞅 𠞆 𠞇 𠞈 𠞉 𠞊 𠞋 𠞌 𠞍 𠞎 𠞏 𠞐 𠞑 𠞒 𠞓 𠞔 𠞕 𠞖 𠞗 𠞘 𠞙 𠞚 𠞛 𠞜 𠞝 𠞞 𠞟 𠞠 𠞡 𠞢 𠞣 𠞤 𠞥 𠞦 𠞧 𠞨 𠞩 𠞪 𠞫 𠞬 𠞭 𠞮 𠞯 𠞰 𠞱 𠞲 𠞳 𠞴 𠞵 𠞶 𠞷 𠞸 𠞹 𠞺 𠞻 𠞼 𠞽 𠞾 𠞿 𠟀 𠟁 𠟂 𠟃 𠟄 𠟅 𠟆 𠟇 𠟈 𠟉 𠟊 𠟋 𠟌 𠟍 𠟎 𠟏 𠟐 𠟑 𠟒 𠟓 𠟔 𠟕 𠟖 𠟗 𠟘 𠟙 𠟚 𠟛 𠟜 𠟝 𠟞 𠟟 𠟠 𠟡 𠟢 𠟣 𠟤 𠟥 𠟦 𠟧 𠟨 𠟩 𠟪 𠟫 𠟬 𠟭 𠟮 𠟯 𠟰 𠟱 𠟲 𠟳 𠟴 𠟵 𠟶 𠟷 𠟸 𠟹 𠟺 𠟻 𠟼 𠟽 𠟾 𠟿 𠠀 𠠁 𠠂 𠠃 𠠄 𠠅 𠠆 𠠇 𠠈 𠠉 𠠊 𠠋 𠠌 𠠍 𠠎 𠠏 𠠐 𠠑 𠠒 𠠓 𠠔 𠠕 𠠖 𠠗 𠠘 𠠙 𠠚 𠠛 𠠜 𠠝 𠠞 𠠟 𠠠 𠠡 𠠢 𠠣 𠠤 𠠥 𠠦 𠠧 𠠨 𠠩 𠠪 𠠫 𠠬 𠠭 𠠮 𠠯 𠠰 𠠱 𠠲 𠠳 𠠴 𠠵 𠠶 𠠷 𠠸 𠠹 𠠺 𠠻 𠠼 𠠽 𠠾 𠠿 𠡀 𠡁 𠡂 𠡃 𠡄 𠡅 𠡆 𠡇 𠡈 𠡉 𠡊 𠡋 𠡌 𠡍 𠡎 𠡏 𠡐 𠡑 𠡒 𠡓 𠡔 𠡕 𠡖 𠡗 𠡘 𠡙 𠡚 𠡛 𠡜 𠡝 𠡞 𠡟 𠡠 𠡡 𠡢 𠡣 𠡤 𠡥 𠡦 𠡧 𠡨 𠡩 𠡪 𠡫 𠡬 𠡭 𠡮 𠡯 𠡰 𠡱 𠡲 𠡳 𠡴 𠡵 𠡶 𠡷 𠡸 𠡹 𠡺 𠡻 𠡼 𠡽 𠡾 𠡿 𠢀 𠢁 𠢂 𠢃 𠢄 𠢅 𠢆 𠢇 𠢈 𠢉 𠢊 𠢋 𠢌 𠢍 𠢎 𠢏 𠢐 𠢑 𠢒 𠢓 𠢔 𠢕 𠢖 𠢗 𠢘 𠢙 𠢚 𠢛 𠢜 𠢝 𠢞 𠢟 𠢠 𠢡 𠢢 𠢣 𠢤 𠢥 𠢦 𠢧 𠢨 𠢩 𠢪 𠢫 𠢬 𠢭 𠢮 𠢯 𠢰 𠢱 𠢲 𠢳 𠢴 𠢵 𠢶 𠢷 𠢸 𠢹 𠢺 𠢻 𠢼 𠢽 𠢾 𠢿 𠣀 𠣁 𠣂 𠣃 𠣄 𠣅 𠣆 𠣇 𠣈 𠣉 𠣊 𠣋 𠣌 𠣍 𠣎 𠣏 𠣐 𠣑 𠣒 𠣓 𠣔 𠣕 𠣖 𠣗 𠣘 𠣙 𠣚 𠣛 𠣜 𠣝 𠣞 𠣟 𠣠 𠣡 𠣢 𠣣 𠣤 𠣥 𠣦 𠣧 𠣨 𠣩 𠣪 𠣫 𠣬 𠣭 𠣮 𠣯 𠣰 𠣱 𠣲 𠣳 𠣴 𠣵 𠣶 𠣷 𠣸 𠣹 𠣺 𠣻 𠣼 𠣽 𠣾 𠣿 𠤀 𠤁 𠤂 𠤃 𠤄 𠤅 𠤆 𠤇 𠤈 𠤉 𠤊 𠤋 𠤌 𠤍 𠤎 𠤏 𠤐 𠤑 𠤒 𠤓 𠤔 𠤕 𠤖 𠤗 𠤘 𠤙 𠤚 𠤛 𠤜 𠤝 𠤞 𠤟 𠤠 𠤡 𠤢 𠤣 𠤤 𠤥 𠤦 𠤧 𠤨 𠤩 𠤪 𠤫 𠤬 𠤭 𠤮 𠤯 𠤰 𠤱 𠤲 𠤳 𠤴 𠤵 𠤶 𠤷 𠤸 𠤹 𠤺 𠤻 𠤼 𠤽 𠤾 𠤿 𠥀 𠥁 𠥂 𠥃 𠥄 𠥅 𠥆 𠥇 𠥈 𠥉 𠥊 𠥋 𠥌 𠥍 𠥎 𠥏 𠥐 𠥑 𠥒 𠥓 𠥔 𠥕 𠥖 𠥗 𠥘 𠥙 𠥚 𠥛 𠥜 𠥝 𠥞 𠥟 𠥠 𠥡 𠥢 𠥣 𠥤 𠥥 𠥦 𠥧 𠥨 𠥩 𠥪 𠥫 𠥬 𠥭 𠥮 𠥯 𠥰 𠥱 𠥲 𠥳 𠥴 𠥵 𠥶 𠥷 𠥸 𠥹 𠥺 𠥻 𠥼 𠥽 𠥾 𠥿 𠦀 𠦁 𠦂 𠦃 𠦄 𠦅 𠦆 𠦇 𠦈 𠦉 𠦊 𠦋 𠦌 𠦍 𠦎 𠦏 𠦐 𠦑 𠦒 𠦓 𠦔 𠦕 𠦖 𠦗 𠦘 𠦙 𠦚 𠦛 𠦜 𠦝 𠦞 𠦟 𠦠 𠦡 𠦢 𠦣 𠦤 𠦥 𠦦 𠦧 𠦨 𠦩 𠦪 𠦫 𠦬 𠦭 𠦮 𠦯 𠦰 𠦱 𠦲 𠦳 𠦴 𠦵 𠦶 𠦷 𠦸 𠦹 𠦺 𠦻 𠦼 𠦽 𠦾 𠦿 𠧀 𠧁 𠧂 𠧃 𠧄 𠧅 𠧆 𠧇 𠧈 𠧉 𠧊 𠧋 𠧌 𠧍 𠧎 𠧏 𠧐 𠧑 𠧒 𠧓 𠧔 𠧕 𠧖 𠧗 𠧘 𠧙 𠧚 𠧛 𠧜 𠧝 𠧞 𠧟 𠧠 𠧡 𠧢 𠧣 𠧤 𠧥 𠧦 𠧧 𠧨 𠧩 𠧪 𠧫 𠧬 𠧭 𠧮 𠧯 𠧰 𠧱 𠧲 𠧳 𠧴 𠧵 𠧶 𠧷 𠧸 𠧹 𠧺 𠧻 𠧼 𠧽 𠧾 𠧿 𠨀 𠨁 𠨂 𠨃 𠨄 𠨅 𠨆 𠨇 𠨈 𠨉 𠨊 𠨋 𠨌 𠨍 𠨎 𠨏 𠨐 | | | | | | | | | | | |
|-----|---|---|--|--|--|--|--|--|--|--|--|--|--|

4.5

我带滑板 I Will Take a Skateboard

一. 听力练习 LISTENING PRACTICE



I. Phrase Dictation

Listen carefully to Audio Clip 4-5-1. Each phrase will be read twice, first at normal speed for you to get a general idea, and then at slow speed for you to write down the phrase in pinyin.

1. _____
2. _____
3. _____
4. _____
5. _____



II. Sentence Dictation

Listen carefully to Audio Clip 4-5-2. Each sentence will be read twice, first at normal speed for you to get a general idea, and then at slow speed for you to write down the sentence in pinyin.

1. _____
2. _____
3. _____
4. _____
5. _____



III. Listen carefully to Audio Clip 4-5-3 and then place tone marks above each character in the poem.

篱落疏疏一径深，树头花落未成荫。
儿童急走追黄蝶，飞入菜花无处寻。



IV. Listen to Dialogue 1 from Lesson 4.5 and then answer the True/False questions in Audio Clip 4-5-4.

| | 1 | 2 | 3 | 4 | 5 |
|---|---|---|---|---|---|
| 对 | | | | | |
| 错 | | | | | |



V. Listen to Dialogue 2 from Lesson 4.5 and then answer the True/False questions in Audio Clip 4-5-5.

| | 1 | 2 | 3 | 4 |
|---|---|---|---|---|
| 对 | | | | |
| 错 | | | | |



VI. Rejoinders: What would be the most appropriate responses to the questions you hear in Audio Clip 4-5-6? Circle the correct answers from the choice below.

Question 1

- A. 对不起。我有事。
- B. 看电影以后我们打球吧。
- C. 好，我也带一个。

Question 2

- A. 带，老虎和我们一队。
- B. 好吧，那我带一些纸巾。
- C. 不要带东西。

Question 3

- A. 怎么打篮球？
- B. 我们喜欢溜旱冰和打篮球！
- C. 好，你有篮球吗？

Question 4

- A. 他最喜欢看你溜旱冰。
- B. 我喜欢玩滑板。
- C. 打篮球以后我们去溜旱冰。

Question 5

- A. 他们有两个篮球。
- B. 你有足球吗？
- C. 大卫玩滑板，我们溜旱冰。



VII. What to Take?

The Mandarin Club is planning a picnic in the park next weekend. What do they need to bring? Listen carefully to what the club president says in Audio Clip 4-5-7 and circle the items that she has mentioned from the list below.

| 汉语俱乐部野餐要带的东西 Things to Take to the Mandarin Club Picnic | | | | | |
|--|----|----|----|-----|-----|
| 篮球 | 足球 | 网球 | 滑板 | 旱冰鞋 | 刀叉 |
| 盘子 | 杯子 | 纸巾 | 红笔 | 蜡笔 | 汉堡 |
| 可口可乐 | 热狗 | 面包 | 咖啡 | 蛋糕 | 冰淇淋 |

二. 综合语言练习 INTEGRATED LANGUAGE PRACTICE

I. How do you say it in Chinese?

Section 1: Phrases

1. two soccer balls
-
2. three basketballs
-
3. one tennis ball
-
4. two forks
-

5. some cups

6. six plates

7. one knife

8. paper napkins

9. a pair of rollerblades

10. a skateboard

Section 2: Sentences

1. Let's play basketball.

2. How about we play soccer before the picnic?

3. How would you like to go shopping after dinner?

4. Let's go to a movie after class.

5. Let's go to my house to play video games.





II. Pair Activity: What Shall We Do?

Student A

Your Mandarin study group will meet this Friday afternoon from 3:00-4:00 to review for the upcoming unit test. Someone in the group proposed that, if it's possible, all of you go to a new Chinese movie before or after the meeting. But it seems that most group members have other engagements for the afternoon already. Using the chart below, find out what each person plans to do before and after the meeting.

- Step 1:** In the column marked 你, write down what you plan to do.
- Step 2:** Ask your partner what he/she plans to do and record the answers in the column marked 你朋友。
- Step 3:** Ask your partner what other people (in the pictures) plan to do.

- Model:** A: 你学习以前做什么?
B: 我看电影。你呢?
A: 小弟学习以后做什么, 你知道吗?
B: 他学习以后看电视。

| | 你 | 你朋友 | 大明 | 小弟 | 小虎 | 小林 |
|------|---|-----|---|--|---|---|
| 学习以前 | | | |  |  | |
| 学习以后 | | |  | | |  |

Student B

Your Mandarin study group will meet this Friday afternoon from 3:00-4:00 to review for the upcoming unit test. Someone in the group proposed that, if it's possible, all of you go to a new Chinese movie before or after the meeting. But it seems that most group members have other engagements for the afternoon already. Using the chart below, find out what each person plans to do before and after the meeting.

Step 1: In the column marked 你, write down what you plan to do.

Step 2: Ask your partner what he/she plans to do and record the answers in the column marked 你朋友。

Step 3: Ask your partner what other people (in the pictures) plan to do.

- Model:** A: 你学习以前做什么?
B: 我看电影。你呢?
A: 大明学习以后做什么, 你知道吗?
B: 他学习以后打网球。

| | 你 | 你朋友 | 大明 | 小弟 | 小虎 | 小林 |
|------|---|-----|---|--|---|---|
| 学习以前 | | |  | | |  |
| 学习以后 | | | |  |  | |

III. Group Activity: Let's Go to a Picnic!

You and some friends are going to have a picnic this weekend. Get together with your friends and follow the steps below to discuss who will bring which item to the picnic.

Step 1: Select a group leader, whose job is to enter the discussion results in the list below.

Step 2: On the list, circle two items that you intend to bring, but do not let your friends see your choices.

Step 3: Your group leader will ask who'd like to bring each item. Answer the leader's questions based on your choices. But if someone else plans to bring the same thing, you will have to negotiate with this person or choose to bring something else on the list.

Group leader: As the leader you will have to do the following two things: 1) Ask who'd like to bring each item, and 2) record the answers on the list.

Model:

Leader: 谁要带篮球？

Member 1: 我有篮球，我带吧。

Member 2: 你要带篮球吗？那我带纸巾吧。

| 野餐要带的东西 Things to Take to the Picnic | |
|---|----------|
| 谁带？ | 物品名称 |
| | 汉堡包（8个） |
| | 热狗（10个） |
| | 可乐（四瓶） |
| | 纸巾（两包） |
| | 杯子（20个） |
| | 盘子（20个） |
| | 刀叉（各20把） |
| | 足球（1个） |

IV. Write a Note

Write short notes to your friends based on the scenarios; each note should be about 50 words, including punctuation.

1. Write a note to Tom, asking if he would like to join you and other friends to a picnic this Sunday afternoon. Tell him to call you tonight and let you know of his decision.
2. Write a note to Kelly, asking her to bring her rollerblades and a basketball to the park this Saturday.
3. Write a note to Mary, asking her if she would like to play soccer with you and some friends this afternoon. Tell Mary that you've heard she likes to play soccer, and invite her to be on your team.

V. Pair Activity: Let’s Celebrate!

Activity 1: You will turn 15 this weekend. Your parents will host a birthday party for you and ask you to invite some friends over to your party. Complete the invitation dialogue, using the suggested expressions. When you finish, switch roles with your partner.

学生一： You start first. 学生二：

| | |
|--|--|
| 你： Ask if s/he is free this Saturday, using the 是不是 form of question. | 你： Confirm. |
| 你： Invite him/her to your birthday party, using 吧 to make a suggestion. | 你： Express your joy using 太 …了. Ask how old your friend will be. |
| 你： Tell him/her that you will be 15. | 你： Ask what kind of gifts you could bring to your friend. |
| 你： Tell him/her that a music CD would be great. | 你： Agree to give your friend what he/she wants. Ask where and when the party will be held. |
| 你： Tell him/her that the party will be at 4:30 at the People’s Park. | 你： Ask what your friend will be doing after the party. |
| 你： Tell him/her that you don’t have any plans yet. | 你： Invite your friend to go rollerblading with you. |
| 你： Express your joy using 太 …. Tell him/her you love rollerblading, using 最. | 你： Remind your friend to bring a pair of rollerblades on Saturday. |
| 你： Confirm. | 你： Tell your friend that you’ll see him/her on Saturday at the park. |
| 你： Say goodbye. | |

Activity 2: To welcome some new students who have recently transferred to your school, you will host a picnic party this weekend and would like to invite your friends to the party. Complete the invitation dialogue, using the suggested expressions. When you finish, switch roles with your partner.

学生一：

学生二： **You start first**

| | |
|--|--|
| 你： Confirm. | 你： Ask your friend if he is free this Sunday afternoon, using 是不是 type of question. |
| 你： Agree. Ask who else will be at the picnic. | 你： Invite him/her to come to your picnic, using 好吗? type of tag questions. |
| 你： Express your excitement, using 太...了! Ask where and when the party will be held. | 你： Tell him/her that many Chinese students will be there and that he/she can practice Chinese. |
| 你： Ask what you may bring to the picnic. | 你： Tell him/her it will be held on Sunday at 1 at the Golden Gate Park. |
| 你： Agree. Tell your friend that you will bring four Chinese music CDs with you. Ask what people will do before the picnic. | 你： Tell him/her that you heard that he/she has some Chinese music CDs and ask if he/she could bring a few to the picnic. |
| 你： Tell your friend that soccer is your favorite sport, using 最. | 你： Tell him/her that you will play soccer before the picnic. Ask if he/she likes to play soccer. |
| 你： Agree. Ask what your friend plans to do after the picnic. | 你： Overjoyed. Ask him/her to join your team. |
| 你： Ask if your friend and his/her Chinese guests would like to go watch a Chinese movie with you. | 你： Tell him/her that you don't know yet. |

| | |
|------------------------|---|
| 你： Agree. Say goodbye. | 你： Express your interest, but indicate that you'll have to ask your Chinese friends about it. |
|------------------------|---|

VI. Put the following scrambled sentences in correct order, based on the English clues.

1. 星期天 滑板 人民公园 玩 我们 去, 好吗?

(Let's go skateboarding at the People's Park this Sunday.)

2. 野餐 踢 汤姆 和 以前 玛丽 足球 要。

(Tom and Mary are going to play soccer before the picnic.)

3. 以后 打 玩 溜 篮球, 你们 旱冰, 我。 好吧, 滑板

(OK, you will rollerblade while I skateboard after we play basketball.)

4. 我们 再 是 买 两 双 不是 旱冰鞋 星期六?

(Should we buy two more pairs of rollerblades this Saturday?)

5. 星期六 你 生日 知道 是 妈妈 的 不知道

(Do you know that mom's birthday is this Saturday?)

VII. Character Bingo

Follow the instructions for Character Bingo in Lesson 4.2.

Word Bank

| | | | | |
|-----|-----|-----|----|-----|
| 磁盘 | 光盘 | 播放器 | 优盘 | 盘子 |
| 刀叉 | 杯子 | 旱冰鞋 | 野餐 | 踢足球 |
| 溜旱冰 | 打篮球 | 带东西 | 滑板 | 纸巾 |
| 词典 | 上网 | 网站 | 方便 | 容易 |

Bingo Grid

| | | | |
|--|--|--|--|
| | | | |
| | | | |
| | | | |
| | | | |

VIII. Match Them!

Match the characters in Column A with pinyin pronunciations in Column B and English meanings in Column C.

Column A

打球
踢足球
篮球队
旱冰鞋
双
溜滑板
野餐
杯子
盘子
刀叉
纸巾
再
以前

Column B

pánzi
liū huábǎn
bēizi
yěcān
shuāng
dāochā
dǎqiú
zhǐjīn
yǐqián
lánqiúduì
tī zúqiú
zài
hànbīng xié

Column C

picnic
pair (a measure word)
before
paper napkin
cup
rollerblades
plate
play ball
basketball team
also, again
play football
knife and fork
skate on a skateboard

三. 汉字练习 CHINESE CHARACTER PRACTICE

姓名: _____

1. Write the characters in the correct stroke order.

| | | | | | | | | | | | | | |
|--------|---|------------------------------------|---|--|--|--|--|--|--|--|--|--|--|
| a | 口 | 丨 冂 口 𠔁 𠔂 𠔃 𠔄 𠔅 𠔆 𠔇 𠔈 𠔉 (10) | | | | | | | | | | | |
| 啊 | 啊 | 啊 | 啊 | | | | | | | | | | |
| zú | 足 | 丨 冂 口 𠔁 𠔂 𠔃 𠔄 𠔅 𠔆 𠔇 𠔈 𠔉 (7) | | | | | | | | | | | |
| 足 | 足 | 足 | 足 | | | | | | | | | | |
| lán | 竹 | ノ ㇏ 𠄎 𠄏 𠄐 𠄑 𠄒 𠄓 𠄔 𠄕 𠄖 𠄗 𠄘 𠄙 𠄚 (16) | | | | | | | | | | | |
| 篮 | 篮 | 篮 | 篮 | | | | | | | | | | |
| liū | 辶 | 丶 ㇏ ㇏ ㇏ ㇏ ㇏ ㇏ ㇏ ㇏ ㇏ ㇏ ㇏ ㇏ ㇏ (13) | | | | | | | | | | | |
| 溜 | 溜 | 溜 | 溜 | | | | | | | | | | |
| hàn | 日 | 丨 冂 𠔁 𠔂 𠔃 𠔄 𠔅 𠔆 𠔇 𠔈 𠔉 𠔊 𠔋 (7) | | | | | | | | | | | |
| 旱 | 旱 | 旱 | 旱 | | | | | | | | | | |
| bīng | 冫 | 丶 ㇏ 冫 冫 冫 冫 冫 冫 (6) | | | | | | | | | | | |
| 冰 | 冰 | 冰 | 冰 | | | | | | | | | | |
| xié | 革 | 一 十 艹 艹 艹 艹 艹 艹 艹 艹 艹 艹 艹 (15) | | | | | | | | | | | |
| 鞋 | 鞋 | 鞋 | 鞋 | | | | | | | | | | |
| shuāng | 又 | ㇏ 又 又 又 又 (4) | | | | | | | | | | | |
| 双 | 双 | 双 | 双 | | | | | | | | | | |
| huá | 辶 | 丶 ㇏ ㇏ ㇏ ㇏ ㇏ ㇏ ㇏ ㇏ ㇏ ㇏ ㇏ ㇏ ㇏ (12) | | | | | | | | | | | |
| 滑 | 滑 | 滑 | 滑 | | | | | | | | | | |
| bǎn | 木 | 一 十 才 才 才 才 才 才 才 才 才 才 才 (8) | | | | | | | | | | | |
| 板 | 板 | 板 | 板 | | | | | | | | | | |

| | | | | | | | | | | | |
|------|---|------------------------------|---|--|--|--|--|--|--|--|--|
| yě | 里 | 丨 冂 口 日 甲 里 里 野 野 野 (11) | | | | | | | | | |
| 野 | 野 | 野 | 野 | | | | | | | | |
| cān | 食 | 丨 丩 夕 夕 夕 夕 夕 夕 夕 夕 夕 夕 (16) | | | | | | | | | |
| 餐 | 餐 | 餐 | 餐 | | | | | | | | |
| bēi | 木 | 一 十 才 木 木 木 木 木 木 木 (8) | | | | | | | | | |
| 杯 | 杯 | 杯 | 杯 | | | | | | | | |
| dāo | 刀 | 丩 刀 (2) | | | | | | | | | |
| 刀 | 刀 | 刀 | 刀 | | | | | | | | |
| chā | 又 | 丩 又 (3) | | | | | | | | | |
| 叉 | 叉 | 叉 | 叉 | | | | | | | | |
| zhǐ | 纟 | 纟 纟 纟 纟 纟 纟 纟 纟 (7) | | | | | | | | | |
| 纸 | 纸 | 纸 | 纸 | | | | | | | | |
| jīn | 巾 | 丨 巾 (3) | | | | | | | | | |
| 巾 | 巾 | 巾 | 巾 | | | | | | | | |
| qián | 丷 | 丷 丷 丷 丷 丷 丷 丷 丷 丷 丷 (9) | | | | | | | | | |
| 前 | 前 | 前 | 前 | | | | | | | | |
| tī | 足 | 丨 口 口 口 口 口 口 口 口 口 口 (15) | | | | | | | | | |
| 踢 | 踢 | 踢 | 踢 | | | | | | | | |
| duì | 阝 | 阝 阝 阝 阝 阝 阝 阝 阝 (4) | | | | | | | | | |
| 队 | 队 | 队 | 队 | | | | | | | | |

4.6

第四单元复习

Review of Unit 4

综合语言练习 INTEGRATED LANGUAGE PRACTICE

- I. First recite the poem by following Audio Clip 4-6-1, and then write a poem in Chinese about your favorite season.

| | | | | | | | | | |
|---|------|------|-----|-------|-----|-----|-----|-----|------|
| Chūn Xiǎo | | | | | | | | | |
| 春 晓 | | | | | | | | | |
| [Táng] Mèng Hào Rán | | | | | | | | | |
| [唐] 孟 浩 然 | | | | | | | | | |
| chūn | mián | bù | jué | xiǎo | chǔ | chù | wén | tí | niǎo |
| 春 | 眠 | 不 | 觉 | 晓， | 处 | 处 | 闻 | 啼 | 鸟。 |
| Yè | lái | fēng | yǔ | shēng | huā | luò | zhī | duō | shǎo |
| 夜 | 来 | 风 | 雨 | 声， | 花 | 落 | 知 | 多 | 少。 |
| A SPRING MORNING | | | | | | | | | |
| [Tang] Meng Haoran | | | | | | | | | |
| I awake light-hearted this morning of spring, | | | | | | | | | |
| Everywhere round me the singing of birds — | | | | | | | | | |
| But now I remember the night, the storm, | | | | | | | | | |
| And I wonder how many blossoms have fallen. | | | | | | | | | |

II. Pair Activity: Donating School Supplies

In order to help children from remote areas of China to have a basic education, you and your friend are donating a backpack full of school supplies to the Hope Project every month.

Cultural Note: The Hope Project (希望工程) was established to help poor children receive a basic education. Some children from poor families, particularly those in remote and less developed rural areas in China, are unable to go to school because of financial constraints. Some rural schools also need learning materials. Though donated money and other resources, the Hope Project helps not only individual students but also schools.

Discuss with your friend what you'd like to include in this month's backpack. On a separate sheet of paper, draw an open backpack and fill it with the study materials that you'd like to donate. Then, fill out the donation form, indicating the names, quantity and color of the items that you have included in the backpack.

| 捐献物品单 Donation List | | | | | |
|------------------------|----------------|-------------|-----------------|----------------|-------------|
| 捐献人： Donor: | | | 捐献人： Donor: | | |
| 名称 Item name | 数量 Quantity | 颜色 Color | 名称 Item name | 数量 Quantity | 颜色 Color |
| | | | | | |
| | | | | | |
| | | | | | |
| | | | | | |
| | | | | | |
| | | | | | |

III. Interview and Report: Market Research

Suppose you are doing your summer internship at a marketing company. You are asked to conduct an Internet user survey. Your task is to interview at least five students on their Internet surfing behavior, and then write a report based on your interviews.

Step 1: Walk around the classroom and interview one student at a time. Ask him/her the following questions and record the answers in the interview form.

| | 学生 一 | 学生 二 | 学生 三 | 学生 四 | 学生 五 |
|-------------------------|---------|---------|---------|---------|---------|
| 你每天上网 吗？ | | | | | |
| 你在学校还是 在家上网？ | | | | | |
| 你家用宽带上 网还是电话上 网？ | | | | | |
| 你最喜欢上网 做什么？ | | | | | |
| 你常常去的网 站是哪个？ | | | | | |
| 你常常在网上 下载音乐和电 影吗？ | | | | | |
| 你常常用网上 词典吗？为什 么？ | | | | | |
| 你喜欢去网上 聊天吗？为什 么？ | | | | | |

Word Bank

聊天 liáotiān chat

Step 2: Based on your findings, write a report about students' Internet surfing behavior.

[illegible]

IV. Board Game: Name That Character

After throwing the dice, read out the character that you land on. If you cannot recognize the character, you may use a question mark to ask a friend for help. Every player has two “question marks” to start with. If you are lucky, you may collect more question marks in the game. Once you have used up your question marks, you cannot get help from your friends anymore. If a player cannot recognize the character and is out of question marks, s/he is out of the game.

| | | | | | | | | | |
|---|---|---|---|---|---|---|---|---|--------|
| 以 | 踢 | 球 | 叉 | ? | 园 | 纸 | 刀 | 野 | Finish |
| ▲ | 双 | 溜 | 餐 | 把 | 巾 | 杯 | 还 | 前 | 块 |
| 队 | 史 | 世 | 容 | ? | 存 | 张 | 文 | 给 | ▲ |
| ▲ | 易 | ? | 界 | 典 | 站 | 便 | 买 | 黄 | 夹 |
| 词 | 网 | 方 | 大 | 铅 | 件 | 笔 | 见 | 光 | ▲ |
| ▲ | 鞋 | 滑 | 篮 | 蓝 | ? | 板 | 公 | 冰 | Start |

你有两个 “??”

V. Write the character in the correct stroke order.

| | | | | | | | | | |
|--------------------------|---|---|---|--|--|--|--|--|--|
| kuān 宀 | | | | | | | | | |
| 丶 ㇀ ㇀ ㇀ ㇀ ㇀ ㇀ ㇀ ㇀ ㇀ (10) | | | | | | | | | |
| 宽 | 宽 | 宽 | 宽 | | | | | | |

第五单元 娱乐活动

UNIT 5 Recreational Activities

5.1

看电影

Seeing a Movie

一. 听力练习 LISTENING PRACTICE



I. Phrase Dictation. Listen carefully to Audio Clip 5-1-1. Each phrase will be read twice, first at normal speed for you to get a general idea, and then at slow speed for you to write down the phrase in pinyin.

1. _____
2. _____
3. _____
4. _____
5. _____



II. Sentence Dictation. Listen carefully to Audio Clip 5-1-2. Each sentence will be read twice, first at normal speed for you to get a general idea, and then at slow speed for you to write down the sentence in pinyin.

1. _____
2. _____
3. _____
4. _____
5. _____



III. Listen carefully to Audio Clip 5-1-3 and then place tone marks above each character in the poem.

少 小 离 家 老 大 回，乡 音 未 改 鬓 毛 衰。

儿 童 相 见 不 相 识，笑 问 客 从 何 处 来。



IV. Listen to the recording of Dialogue 1 from Lesson 5.1 first, and then answer the True/False questions in Audio Clip 5-1-4.

| | 1 | 2 | 3 | 4 | 5 |
|---|---|---|---|---|---|
| 对 | | | | | |
| 错 | | | | | |



V. Listen to the recording of Dialogue 2 from Lesson 5.1 first, and then answer the True/False questions in Audio Clip 5-1-5.

| | 1 | 2 | 3 | 4 |
|---|---|---|---|---|
| 对 | | | | |
| 错 | | | | |



VI. Mary, Tom, Tony and Linda are talking about their weekend plans. Listen to Audio Clip 5-1-6 and find out what each person would like to do. Please place a check mark under the activities that each person plans to do in the table below.

| 玛丽 | | | | | | | |
|----|--|--|--|--|--|--|--|
| 汤姆 | | | | | | | |
| 托尼 | | | | | | | |
| 林达 | | | | | | | |



VII. Rejoinders: What would be the most appropriate responses to the questions you hear in Audio Clip 5-1-7? Choose the correct answers from the choices below.

Question 1:

- A. 嗯，我看看我有没有事。
- B. 看电影以后我们打球吧。
- C. 好，我可以带一个篮球。

Question 2:

- A. 你要在家做作业。
- B. 好吧，那我带一些本子。
- C. 几点去？

Question 3:

- A. 怎么打篮球？
- B. 我喜欢野餐！
- C. 怎么都可以。

Question 4:

- A. 哎呀，我现在没有时间。
- B. 对不起，我不想看书。
- C. 好啊，看什么电影？

Question 5:

- A. 哦，我想先看电影，再打篮球。
- B. 哦，我要先去书店买一本书。
- C. 哦，电影的名字是《木兰》。

二. 综合语言练习 INTEGRATED LANGUAGE PRACTICE

1. Read aloud the poem while following Audio Clip 5-1-8. Pay special attention to your tones. Afterwards, use the same title to write a poem of your own and then share it with your classmates.

Wǒ Xiǎng, Wǒ Xiǎng
我想，我想

Wǒ xiǎng zuò yī zhī xiǎo niǎo, yōu rán de zài tiān kōng fēi xiáng.
我想做一只小鸟，悠然地在天空飞翔。

Wǒ yào zuò yī tiáo xiǎo hé, jìng jìng de zài shān jiān liú tǎng.
我要做一条小河，静静地在山间流淌。

Wǒ kě yǐ zuò yī piàn sēn lín, qiǎo qiǎo de gěi dà dì chuān shàng lǜ zhuāng.
我可以做一片森林，悄悄地给大地穿上绿装。

Wǒ màn màn de zhēng kāi yǎn jīng, bǎ yuàn wàng dōu xiě zài zhǐ shàng.
我慢慢地睁开眼睛，把愿望都写在纸上。

I wish to be a bird that flies reely in the sky.
I want to be a river that fl ws peacefully in the hills.
Or I can be a forest that dresses the Earth with green.
Slowly, I open my eyes, and write down my wishes.

New Words

| | | |
|-----|------------|---|
| 小鸟 | xiǎoniǎo | small bird |
| 悠然地 | yōuránde | carefree and leisurely, long, distant, far away |
| 天空 | tiānkōng | the sky, the heavens |
| 飞翔 | fēixiáng | circle in the air, hover |
| 河 | hé | river |
| 静静地 | jìngjìngde | quietly |
| 山间 | shānjiān | in the mountains |

90 HUANYING 1 WORKBOOK

| | | |
|-----|------------|--------------------------------------|
| 流淌 | liútǎng | flow, drip, shed, trickle |
| 片 | piàn | measure word for forest |
| 森林 | sēnlín | forest |
| 悄悄地 | qiāoqiāode | quietly |
| 大地 | dàdì | earth, mother earth |
| 穿上 | chuānshàng | to put on, to wear, to be dressed in |
| 绿 | lǜ | green |
| 装 | zhuāng | attire, outfit, clothing |
| 慢慢地 | mànmànde | slowly, gradually |
| 睁开 | zhēngkāi | open (the eyes) |
| 眼睛 | yǎnjīng | eye |
| 愿望 | yùànwàng | desire, wish, aspiration |

II. How do you say it in Chinese?

1. I'd like to see a movie tonight.

2. Would you like to go along?

3. Could I play basketball?

4. Would you give me some money?

5. Let's have dinner first, and then go to a movie.

6. I can take you to dinner tomorrow evening.

7. You may not go to the movie with us.

8. I'd like to go, too.

9. Shall we see the 8 o'clock movie?

10. Go early and come back on time.

III. Pair Activity: Summer Camp Rules

A's Sheet

You are interested in attending a summer language camp (夏令营) in Beijing, and you decide to give the camp office a call to find out the activities and rules at the camp.

Step 1: Read through the table below and make sure you recognize all the characters.

Step 2: Ask your partner, who plays the role of the camp counselor, if you are able to do the following activities at the camp.

Model: 请问，在夏令营我们能打篮球吗？

Step 3: Listen carefully to your partner's answer and check the appropriate boxes in the table.

Step 4: Switch roles with your partner.

Word Bank

| | |
|--------------------------------|--|
| 1. 夏令营 xiàlìngyíng summer camp | 2. 上街 shàngjiē to go out to the street |
|--------------------------------|--|

| 你想做的活动 | 能 | 不能 |
|--------|---|----|
| 打篮球 | | |
| 踢足球 | | |
| 溜旱冰 | | |
| 说英语 | | |
| 上街买书 | | |
| 看英语电影 | | |
| 吃中国饭 | | |
| 上网下载音乐 | | |

B's Sheet

You are one of the counselors at a summer language camp (夏令营) in Beijing, China. Today you received a phone call from a prospective student, asking what kind of activities students can do at the camp.

Step 1: Read through the table below and make sure you recognize all the characters.

Step 2: Decide which activities are allowed at the camp. Please think carefully before making your rules!

Step 3: Listen carefully to your partner’s questions and answer them according to your rules.

Model: (你同伴):请问，在夏令营我们能打篮球吗？
(你):对不起，你们不能打篮球。or 当然能打篮球。

Step 4: Switch roles with your partner.

Word Bank

| | |
|--------------------------------|--|
| 1. 夏令营 xiàlìngyíng summer camp | 2. 上街 shàngjiē to go out to the street |
|--------------------------------|--|

| 活动 | 能 | 不能 |
|--------|---|----|
| 打篮球 | | |
| 踢足球 | | |
| 溜旱冰 | | |
| 说英语 | | |
| 上街买书 | | |
| 看英语电影 | | |
| 吃中国饭 | | |
| 上网下载音乐 | | |

IV. Pair Activity: The New Rules for the School Library

A's Sheet

Imagine that you are the head librarian at your school. Today you are reviewing the library rules. Your job is to decide what a student can or cannot do in the library and why, as you will have to justify your decision to your school principal (played by your partner) later.

Step 1: Examine the following activities, make your decisions and indicate the reasons for your decisions in the appropriate columns.

| 活动 | 可以 | 不可以 | 为什么? |
|-----|----|-----|------|
| 做作业 | | | |
| 吃东西 | | | |
| 睡觉 | | | |
| 用电脑 | | | |
| 看书 | | | |
| 说话 | | | |

Step 2: Report your decisions to your school principal. You must use complete sentences.

Model: A: 在图书馆可以吃东西吗?
B: 在图书馆不可以吃东西, 因为……

Word Bank

| | | |
|-----|-----------|---------|
| 图书馆 | túshūguǎn | library |
|-----|-----------|---------|

Step 3: Switch roles with your partner.

B's Sheet

Imagine that you are the principal of your school. Today the head librarian at your school (played by your partner) will update you on new rules regarding the use of the library.

Step 1: Read the following table and make sure you know all the characters in the first column.

Step 2: Ask your partner what his/her decision is. Listen carefully to your partner's report and record the librarian's decisions in the form below.

Model: A: 在图书馆可以吃东西吗?
B: 在图书馆不可以吃东西, 因为……

| 活动 | 可以 | 不可以 | 为什么? |
|-----|----|-----|------|
| 做作业 | | | |
| 吃东西 | | | |
| 睡觉 | | | |
| 用电脑 | | | |
| 看书 | | | |
| 说话 | | | |

Word Bank

| | | |
|-----|-----------|---------|
| 图书馆 | túshūguǎn | library |
|-----|-----------|---------|

Step 3. Switch roles with your partner.

V. Pair Activity: Freshmen P.E. Classes

A's Sheet

Imagine that you are the principal of your school. Today the athletic director of your school (played by your partner) will update you on the P.E. course offerings to the freshmen class. Listen carefully to your partner's report and indicate his/her decisions and justification for those decisions in the form given below.

| 课程 | 可以 | 不可以 | 为什么? |
|-----|----|-----|------|
| 篮球课 | | | |
| 足球课 | | | |
| 游泳课 | | | |
| 滑雪课 | | | |
| 瑜伽课 | | | |
| 武术课 | | | |

Word Bank

| | |
|------------------------|--------------------------------|
| 1. 瑜伽 yújiā yoga | 2. 武术 wǔshù martial arts |
|------------------------|--------------------------------|

B’s Sheet

Imagine that you are the athletic director of your school. Today you will report to your school principal (played by your partner) which P.E. classes a freshman may or may not take next year. You also need to justify your decisions.

Step 1: Examine the following activities and indicate your decisions and the reasons for your decisions in the appropriate columns.

| 课程 | 可以 | 不可以 | 为什么？ |
|-----|----|-----|------|
| 篮球课 | | | |
| 足球课 | | | |
| 游泳课 | | | |
| 滑雪课 | | | |
| 瑜伽课 | | | |
| 武术课 | | | |

Word Bank

| | |
|------------------------|--------------------------------|
| 1. 瑜伽 yújiā yoga | 2. 武术 wǔshù martial arts |
|------------------------|--------------------------------|

Step 2: Report your decision to the principal for approval. You must use complete sentences.

Model: 我想，一年级的学生可以上足球课，因为…

VI. Pair Activity: Going out with a Friend

A's Sheet

Step 1: Do you know how to say the following sentences in Chinese? Please write down your answers either in pinyin or in characters.

1. Are you free this Friday afternoon?

2. Would you like to play basketball with me?

3. Don't worry. We can do homework together first, and then play basketball.

4. What time would be good for you? (When do you have free time?)

5. How about 2:30?

6. See you on Friday at 2:30, then?

7. I'm free.

8. But I need to do homework first.

Step 2: Invite your friend to go out with you according to the suggestions given below.

1. Ask your friend if he is free this Friday afternoon.

2. Invite your friend to play basketball with you.

3. Tell your friend that you can do homework together first before playing basketball.

4. Decide what time to meet (2:30 p.m., for example).

5. Say goodbye (See you on Friday at 2:30!)

Step 3: Switch roles. Now, your friend will invite you to go out with him/her. Listen and answer his/her questions according to the suggestions given below.

1. Tell your friend that you are free.

2. Accept the invitation, but mention that you'll have to do homework first.

3. Agree with your friend's proposal.

4. Agree upon a time to meet.

5. Say goodbye.

B's Sheet

Step 1: Do you know how to say the following sentences in Chinese? Please write down your answers either in pinyin or in characters.

1. Are you free this Saturday evening?

2. Would you like to watch football with me?

3. Don't worry. We can do homework together first, and then watch football.

4. What time would be good for you? (When do you have free time?)

5. How about 5:30?

6. See you on Saturday at 5:30, then?

7. I'm free.

8. But I need to do homework first.

Step 2: Listen to and answer your friend's questions according to the suggestions given below.

1. Tell your friend that you are free.

2. Accept the invitation, but mention that you'll have to do homework first.

3. Agree with your friend's proposal.

4. Agree upon a time to meet.

5. Say goodbye.

Step 3: Switch roles. Now it's your turn to invite your friend to go out with you according to the suggestions given below.

1. Ask your friend if he is free this Saturday evening.

2. Invite your friend to watch football with you.

3. Tell your friend that you can do homework together first before watching football.

4. Decide what time to meet (5:30 p.m., for example).

5. Say goodbye (See you on Saturday at 5:30!)

VII. Small Group Activity: Hosting Exchange Students from Taiwan

Three exchange students from Taiwan need to find host families for two weeks while visiting your local schools. Form a group of six and decide amongst yourselves which three people will be the exchange students and which three will be the host families.

Step 1: The exchange students: Fill out the Host Family Request Form with your information and the activities that you wish your host family would allow you to do.

The host families: Fill out the Host Family Information Form with your information and house rules.

Step 2: The exchange students present themselves and their preferences for the host families.

Model: 我叫小明。我今年十五岁。这是我要去的家庭：这个家庭要喜欢运动，因为我很喜欢运动。在这个家庭里孩子可以打球，看电影，看电视，玩电子游戏，但是不要做家务…

Step 3: Each host family “adopts” one exchange student if there is a good match. If there isn’t a perfect match, the host family and the exchange student should negotiate terms that are acceptable for both parties.

Model: 我看小明来我家很好。因为我家的人都喜欢运动。我们常常去打球，游泳，溜滑板，什么的。我家有三个孩子，两个男的，一个女的，你们可以一起运动。但是在我家不可以玩电子游戏。你看可以吗？

Host Family Request Form

(To be completed by the exchange students)

| | | |
|------------------|-----|-----|
| 姓名： | 年龄： | 性别： |
| 你想去找什么样的家庭？ | | |
| 1. 这个家庭喜欢做的活动： | | |
| 2. 在这个家庭可以做的活动： | | |
| 3. 在这个家庭不可以做的活动： | | |

Word Bank

| | | | |
|--------------------------------|--------------------------|----------------------------|------------------------------|
| 1. 姓名 xìngmíng full name | 2. 年龄 niánling age | 3. 性别 xìngbié gender | 4. 活动 huódòng activity |
|--------------------------------|--------------------------|----------------------------|------------------------------|

Host Family Information Form

(To be completed by the host families)

| | | |
|------------------|--------|--------|
| 姓名： | 有几个孩子？ | 孩子的性别： |
| 你想找什么样的学生？ | | |
| 1. 学生要喜欢做下面的活动： | | |
| 2. 学生在家里可以做的活动： | | |
| 3. 学生在家里不可以做的活动： | | |

Word Bank

| | | | |
|--------------------------------|--------------------------|----------------------------|------------------------------|
| 1. 姓名 xìngmíng full name | 2. 年龄 niánling age | 3. 性别 xìngbié gender | 4. 活动 huódòng activity |
|--------------------------------|--------------------------|----------------------------|------------------------------|

VIII. Match Them!

Match the words in Column A with the pinyin terms in Column B and their English translations in Column C.

Column A

想
美丽
能
再说
因为
可以
钱
才
先...再...
没空儿
小时

Column B

cái
xiān...zài...
xiǎng
zàishuō
xiǎoshí
měilì
néng
méikòngr
qián
yīnwèi
kěyǐ

Column C

may
hour
do not have free time
first...then...
because
would like to, want, intend
only
have the ability to, can
moreover, furthermore
money
beautiful

IX. Character Bingo

Follow the instructions for Character Bingo in Unit 4.2.

Word Bank

| | | | | |
|-----|----|-----|-----|----|
| 想 | 美丽 | 能 | 再说 | 因为 |
| 可以 | 上海 | 钱 | 幼儿园 | 才 |
| 先 | 再 | 晚 | 小时 | 早 |
| 没空儿 | 电影 | 做作业 | 书店 | 睡觉 |

Bingo Grid

| | | | |
|--|--|--|--|
| | | | |
| | | | |
| | | | |
| | | | |

X. Put the scrambled sentences into correct order, based on the English clues.

1. 星期天 想 滑板 人民公园 玩 我们 去。

(We'd like to go skateboarding at the People's Park this Sunday.)

2. 野餐 踢 汤姆 先 足球 要 再。

(Tom wants to play soccer first, and then have the picnic.)

3. 看 可以 我们 电影 晚上 八点的 吗?

(Could we see the eight o'clock movie tonight?)

4. 爸爸, 你去 我 带 可以 买 旱冰鞋 星期六 一双 吗?

(Dad, could you take me to buy a pair of rollerblades this Saturday?)

5. 幼儿园 你 这个 是 电影 看的, 不能。

(You are in kindergarten and may not see this movie.)

三. 汉字练习 CHINESE CHARACTER PRACTICE

姓名: _____

1. Write the characters in the correct stroke order.

[illegible]

5.2

音乐 Music

一. 听力练习 LISTENING PRACTICE



I. **Phrase Dictation.** Listen carefully to Audio Clip 5-2-1. Each phrase will be read twice, first at normal speed for you to get a general idea, and then at slow speed for you to write down the phrase in pinyin.

1. _____
2. _____
3. _____
4. _____
5. _____



II. **Sentence Dictation.** Listen carefully to Audio Clip 5-2-2. Each sentence will be read twice, first at normal speed for you to get a general idea, and then at slow speed for you to write down the sentence in pinyin.

1. _____
2. _____
3. _____
4. _____
5. _____



III. **Listen carefully to Audio Clip 5-2-3 and then place tone marks above each character in the poem.**

泠 泠 七 弦 上，静 听 《松 风》 寒。

古 调 虽 自 爱，今 人 不 多 弹。



IV. Listen to Dialogue 1 from Lesson 5.2 and then answer the True/False questions in Audio Clip 5-2-4.

| | 1 | 2 | 3 | 4 | 5 |
|---|---|---|---|---|---|
| 对 | | | | | |
| 错 | | | | | |









V. Listen to Dialogue 2 from Lesson 5.2 and then answer the True/False questions in Audio Clip 5-2-5.

| | 1 | 2 | 3 | 4 |
|---|---|---|---|---|
| 对 | | | | |
| 错 | | | | |



VI. Listen carefully to Audio Clip 5-2-6 and find out what Mary, Tom, Tony, Linda, Nina and Mike are doing. Check the appropriate activities in the table below.

| |  |  |  |  |  |  |
|----|---|---|---|--|---|---|
| 玛丽 | | | | | | |
| 汤姆 | | | | | | |
| 托尼 | | | | | | |
| 林达 | | | | | | |
| 妮娜 | | | | | | |
| 迈克 | | | | | | |



VII. Rejoinders: What would be the most appropriate responses to the parts of dialogues you hear in Audio Clip 5-2-7? Choose the correct answers from the choices below.

Dialogue 1:

- A. 嗯, 我今天没事。
- B. 看电视以后我们打球吧。
- C. 没有, 你呢?

Dialogue 2:

- A. 谁说的?
- B. 哪里, 哪里!
- C. 真的吗?

Dialogue 3:

- A. 去音乐网。
- B. 为什么不买 CD 呢?
- C. 我只下载我喜欢的音乐。

Dialogue 4:

- A. 你会弹钢琴吗?
- B. 她会弹钢琴吗?
- C. 我只会弹吉他。

Dialogue 5:

- A. 哦, 我下载音乐。
- B. 哦, 我喜欢听U2。
- C. 哦, 我不听音乐。

二. 综合语言练习 INTEGRATED LANGUAGE PRACTICE



1. Listen to the traditional folk song in Audio Clip 5-2-8. Read the lyrics aloud, paying special attention to your tones. Afterwards, translate one of your favorite songs into Chinese and share it with your classmates.

Kāng Dìng Qíng Gē

康 定 情 歌★

Pǎo mǎ liū liū de shān shàng, yī duǒ liū liū de yún yō,
跑 马 溜 溜 的 山 上, 一 朵 溜 溜 的 云 哟,
Duān duān liū liū de zhào zài kāng dìng liū liū de chéng yō.
端 端 溜 溜 的 照 在 康 定 溜 溜 的 城 哟。
Yuè liang wān wān, kāng dìng liū liū de chéng yō.
月 亮 弯 弯, 康 定 溜 溜 的 城 哟。
Lǐ jiā liū liū de dà jiě, rén cái liū liū de hǎo yō,
李 家 溜 溜 的 大 姐, 人 才 溜 溜 的 好 哟,
Zhāng jiā liū liū de dà gē, kàn shang liū liū de tā yō.
张 家 溜 溜 的 大 哥, 看 上 溜 溜 的 她 哟。
Yuè liang wān wān, kàn shang liū liū de tā yō.
月 亮 弯 弯, 看 上 溜 溜 的 她 哟。
Yī lái liū liū de kàn shang rén cái liū liū de hǎo yō,
一 来 溜 溜 的 看 上 人 才 溜 溜 的 好 哟,
Èr lái liū liū de kàn shang huì dāng liū liū de jiā yō.
二 来 溜 溜 的 看 上 会 当 溜 溜 的 家 哟。
Yuè liang wān wān, huì dāng liū liū de jiā yō.
月 亮 弯 弯, 会 当 溜 溜 的 家 哟。
Shì jiān liū liū de nǚ zǐ, rèn nǐ liū liū de ài yō,
世 间 溜 溜 的 女 子, 任 你 溜 溜 的 爱 哟,
Shì jiān liū liū de nán zǐ, rèn nǐ liū liū de qiú yō.
世 间 溜 溜 的 男 子, 任 你 溜 溜 的 求 哟。
Yuè liang wān wān, rèn nǐ liū liū de ài yō.
月 亮 弯 弯, 任 你 溜 溜 的 爱 哟。

On the Paoma mountain top is a piece of cloud that shines upon Kangding City.
 Crescent moon, crescent moon (over) Kangding City.
 Li family's daughter is very pretty; Zhang family's son falls in love with her.
 Crescent moon, crescent moon. He falls in love with her.
 First he loves her beauty, second he loves her good household skills.
 Crescent moon, crescent moon. She has good household skills.
 All the girls in the world are yours to love; all the boys of the world are yours to pursue.
 Crescent moon, crescent moon. They are all yours to love.

New Words

| | | |
|-----|-----------|---|
| 康定 | Kāngdìng | name of a place in Sichuan Province in China |
| 情歌 | qínggē | love song |
| 跑马山 | Pǎomǎshān | Paoma Mountain in Kangding City |
| 朵 | duǒ | measure word for a cloud |
| 云 | yún | cloud |
| 哟 | yōu | a mood particle |
| 端端 | duānduān | upright, straight |
| 照 | zhào | shine, light up |
| 城 | chéng | city, town |
| 月亮 | yuèliang | the moon |
| 弯 | wān | curved, bent |
| 人才 | réncai | a person of ability, talent, (informal) handsome appearance |
| 看上 | kànshang | take a fancy to, settle on |
| 当家 | dāngjiā | manage (household) affairs |

*The Kangding Love Song is a popular folk song in China. The exact origin of this song is unclear, except that it is from Kangding City of Ganze Tibetan Autonomous County in Sichuan Province. The lyrics suggest that it might be sung during the annual horse racing festival held at the Paoma Hill in Kangding. During this festival, young men and women get together and court each other.

II. How do you say it in Chinese?

Write down your answers or use an audio recorder to record your answers.

1. I'm downloading a game from the Internet.

2. What are you doing?

3. Are you watching TV?

4. Do you know how to play the violin?

5. The Chinese team and American team are having a match now.

6. The teacher asked me to participate in this competition.

7. She is listening to music while doing homework.

8. You cannot eat while talking.

9. What is your favorite computer game?

10. Why didn't you buy the CD?

III. Pair Activity: What Can You Do?




A's Sheet



Step 1: Study the activities in Section 1 of your worksheet to make sure that you know how to say them in Chinese. Then, circle those sports that you know how to do, but don't let your partner see your selections.

Step 2: Listen to your partner's questions and answer according to your selections. You need to answer the questions in complete sentences.

Model: (你的同学：) 你会打篮球吗？
(你：) 我不会打篮球。

Section 1

| | | | | |
|---|---|---|---|--|
|  |  |  |  |  |
| 会/不会 | 会/不会 | 会/不会 | 会/不会 | 会/不会 |

| | | | | |
|---|---|--|---|---|
|  |  |  |  |  |
| 会/不会 | 会/不会 | 会/不会 | 会/不会 | 会/不会 |

Step 3: Study the activities in Section 2 of your worksheet to make sure that you know how to say them in Chinese. Then ask if your partner knows how to do the activities in Section 2. Circle his/her answers.

Section 2

| | | | |
|---|---|--|---|
|  |  |  |  |
| 会/不会 | 会/不会 | 会/不会 | 会/不会 |

| | | | |
|---|---|---|--|
|  |  |  |  |
| 会/不会 | 会/不会 | 会/不会 | 会/不会 |

B's Sheet

Step 1: Study the activities in Section 1 of your worksheet to make sure that you know how to say them in Chinese. Then, ask your partner if he/she knows how to do each of the activities depicted. Circle his/her answer.

Model: (你：) 你会打篮球吗？
(你的同学：) 我不会打篮球。

Section 1

| | | | |
|---|---|---|---|
|  |  |  |  |
| 会/不会 | 会/不会 | 会/不会 | 会/不会 |
|  |  |  |  |
| 会/不会 | 会/不会 | 会/不会 | 会/不会 |

Step 2: Study the activities in Section 2 of your worksheet to make sure that you know how to say them in Chinese. Then, circle those activities that you know how to do, but don't let your partner see your selections.

Step 3: Listen to your partner's questions and answer according to your selections. You need to answer the questions in complete sentences.

Section 2

| | | | |
|---|---|--|---|
|  |  |  |  |
| 会/不会 | 会/不会 | 会/不会 | 会/不会 |

| | | | |
|--|--|---|--|
|  |  |  |  |
| 会/不会 | 会/不会 | 会/不会 | 会/不会 |

IV. Pair Activity: What Are They Doing?

Fill in the missing information in your chart by asking your partner questions, such as: 大卫正在做什么? or 大卫做什么呢? When you finish, both you and your partner should have activities checked off for each person.

A's Sheet

| | 打电话 | 吃东西 | 上课 | 打球 | 睡觉 | 下载游戏 | 下载音乐 | 看电影 | 弹吉他 | 拉小提琴 |
|----------------|-----|-----|----|----|----|------|------|-----|-----|------|
| 大卫 Dàwèi | | | | | √ | | | | | |
| 小明 Xiǎomíng | | | | | | | | | | |
| 林芳 Lín Fāng | | | | | | | | | | √ |
| 约翰 Yuēhàn | | | | | | | | | | |
| 马丁 Mǎdīng | | | √ | | | | | | | |
| 珍妮 Zhēnní | | | | | | | | | | |
| 林达 Líndá | | | | | | √ | | | | |
| 黛安 Dài'ān | | | | | | | | | | |
| 玛丽 Mǎlì | √ | | | | | | | | | |
| 马克 Mǎkè | | | | | | | | | | |

B's Sheet

| | 打电话 | 吃东西 | 上课 | 打球 | 睡觉 | 下载游戏 | 下载音乐 | 看电影 | 弹吉他 | 拉小提琴 |
|----------------|-----|-----|----|----|----|------|------|-----|-----|------|
| 大卫 Dàwèi | | | | | | | | | | |
| 小明 Xiǎomíng | | | | | | | | √ | | |
| 林芳 Lín Fāng | | | | | | | | | | |
| 约翰 Yuēhàn | | √ | | | | | | | | |
| 马丁 Mǎdīng | | | | | | | | | | |
| 珍妮 Zhēnní | | | | √ | | | | | | |
| 林达 Líndá | | | | | | | | | | |
| 黛安 Dài'ān | | | | | | | √ | | | |
| 玛丽 Mǎlì | | | | | | | | | | |
| 马克 Mǎkè | | | | | | | | | √ | |

V. Group Activity: Name That Celebrity

Step 1: Work individually. Think of a celebrity and write a description of him/her in the information form that your teacher will pass out to you. An extra copy of the form is included here for you to practice.

Step 2: Get together in groups of five students. Try to complete all the sentences in each person's information form.

Step 3: Fold the form twice and drop it into a box that your teacher has prepared for your group.

Step 4: Exchange your box with another group.

Step 5: Randomly pick a folded form from the box and have one person read it aloud – except for the last line – to your group. After you finish reading, ask your group: 他/她是谁? Your group members must guess who is being described. If after four tries nobody can guess it correctly, you can tell them the answer.

他/她是谁?

他/她最喜欢的人是_____

他/她养的动物是_____

他/她最喜欢的颜色是_____

他/她最喜欢做的运动是_____

他/她唱的歌是_____

他/她演的电影是_____

他/她写的书是_____

他/她的名字是_____

Word Bank

演 yǎn to perform

VI. Pair Activity: Small Talk

Step 1: How do you say the following sentences in Chinese?

1. Hello! (when answering the phone)

2. What are you doing?

3. Are you doing homework, too?

4. Would you like to play tennis this afternoon?

5. Which website do you go to in order to download games?

6. I can lend you my CD.

7. I am doing homework while downloading music from the Internet.

8. Let's meet at my house at 4 o'clock.

9. See you at 4!

10. Great!

Step 2: Now have a conversation using the expressions you wrote down in Step 1.

Student A: You start.

1. Call B and ask what he/she is doing. Wait for the reply.
2. Tell B that you don't have any homework. You are listening to music while playing a game.
3. Tell B that you are playing Dynasty Warriors.
4. Ask B if he/she'd like to come over tomorrow afternoon.
5. Say goodbye.

Student B: Your partner starts.

1. Greet A, and tell A that you are doing Mandarin homework. Ask if A has any homework.
2. Ask A which game he/she is playing.
3. Tell A that you love that game too, and that you can play together some time.
4. Agree. Tell A that you will be there at 3 o'clock.
5. Say goodbye.

Student A: Your partner starts.

1. Tell B that you are watching a soccer match between the French team and the British team. Ask B if he/she is watching TV.
2. Ask from which website B downloads his music.
3. Tell B that you don't know how to play tennis.
4. Express happiness. Ask B when and where to meet.
5. Agree. Say goodbye.

Student B: You start.

1. Call A and ask what he/she is doing.
2. Tell A that you are not watching TV. You are downloading music from the Internet.
3. Tell A that you use iTunes® music store. Ask A if he/she would like to play tennis tomorrow.
4. Tell A that you can teach him/her.
5. Tell A that you can meet at the school tomorrow at 2.
6. Say goodbye.

VII. Match Them!

Match the words in Column A with the pinyin terms in Column B and the English translations in Column C.

| Column A | Column B | Column C |
|------------|---------------------|--|
| 歌 | zhèng | an adverb indicating an action in progress |
| 竖琴 | Fǎguó | (sports) match, competition |
| 比赛 | shùqín | France |
| 正 | gē | harp |
| 球赛 | bǐsài | know how to play the violin |
| 一边...一边... | qiúsài | download |
| 弹吉他 | xiàzài | ball game |
| 下载 | yībiān... yībiān... | song |
| 法国 | huì xiǎotíqín | play guitar |
| 会小提琴 | lā dàtíqín | (doing two things) simultaneously |
| 拉大提琴 | tán jítā | play the cello |

VI. Character Bingo

Follow the instructions for Character Bingo in Unit 4.2.

Word Bank

| | | | | |
|-----|----|-----|----|----|
| 法国 | 正 | 比赛 | 球赛 | 下载 |
| 歌 | 弹 | 拉 | 会 | 能 |
| 小提琴 | 竖琴 | 大提琴 | 钢琴 | 吉他 |
| 一边 | 游戏 | 电脑 | 音乐 | 参加 |

Bingo Grid

| | | | |
|--|--|--|--|
| | | | |
| | | | |
| | | | |
| | | | |

VII. Put the following scrambled sentences into correct order, based on the English clues.

1. 电脑正在我游戏呢。下载

(I'm downloading a computer game.)

2. 看球，正呢。一边他们吃饭一边

(They are watching a ball game while eating.)

3. 在下载可以只我我的歌。网上，喜欢

(On the Internet I can download only those songs that I like.)

4. 这个比赛。学校有足球晚上星期五

(There will be a soccer match at school this Friday evening.)

5. 我是钢琴那比赛幼儿园想学生的。

(I think that is the piano competition by the kindergarten students.)

6. 的老师让来她比赛她参加竖琴。

(Her harp teacher asked her to participate in the competition.)

7. 妈妈拉会弹，我还大提琴会钢琴。

(My mom can play the piano as well as the cello.)

8. 姐姐会吉他只弹。

(My sister only knows how to play guitar.)

In the following table, write check marks in the squares next to the activities that you like to do simultaneously. Then write at least eight sentences describing yourself using 一边... 一边 ...

| | 吃饭 | 唱歌 | 看电视 | 做作业 | 听音乐 | 用电脑 | 看书 | 运动 |
|-------|----|----|-----|-----|-----|-----|----|----|
| 吃晚饭 | | | | | | | | |
| 看电视 | | | | | | | | |
| 听音乐 | | | | | | | | |
| 玩电脑游戏 | | | | | | | | |
| 上网聊天 | | | | | | | | |
| 看书 | | | | | | | | |
| 弹吉他 | | | | | | | | |
| 唱歌 | | | | | | | | |

IX. On a separate piece of paper, write a description of the picture below using 正, 正在, or 在 to describe actions in progress. Your description must include the following information and must have a beginning, a middle and an end.

Who are they? (i.e., 这是小华的一家。)

What time is it? (i.e., 现在是晚上九点二十分。)

What are they doing? (i.e., 妈妈正在看书。)



三. 汉字练习 CHINESE CHARACTER PRACTICE

姓名: _____

I. Write the characters in the correct stroke order.

| | | | | | | | | | | | | |
|-------|---|---|---|--|--|--|--|--|--|--|--|---------------|
| zhèng | 正 | | | | | | | | | | | 一 丁 下 正 正 (5) |
| 正 | 正 | 正 | 正 | | | | | | | | | |
| bǐ | 比 | | | | | | | | | | | 一 匕 匕 比 (4) |
| 比 | 比 | 比 | 比 | | | | | | | | | |

| | | | | | | | | | | | |
|-----|---|------------------------------|---|--|--|--|--|--|--|--|--|
| zài | 车 | 一 十 土 土 吉 幸 幸 载 载 载 (10) | | | | | | | | | |
| 载 | 载 | 载 | 载 | | | | | | | | |
| sài | 贝 | 一 一 一 一 一 一 一 一 一 一 一 一 (14) | | | | | | | | | |
| 赛 | 赛 | 赛 | 赛 | | | | | | | | |
| gē | 欠 | 一 一 一 一 一 一 一 一 一 一 一 一 (14) | | | | | | | | | |
| 歌 | 歌 | 歌 | 歌 | | | | | | | | |
| tán | 弓 | 一 一 一 一 一 一 一 一 一 一 一 一 (11) | | | | | | | | | |
| 弹 | 弹 | 弹 | 弹 | | | | | | | | |
| lā | 扌 | 一 一 一 一 一 一 一 一 一 一 一 一 (8) | | | | | | | | | |
| 拉 | 拉 | 拉 | 拉 | | | | | | | | |
| tí | 扌 | 一 一 一 一 一 一 一 一 一 一 一 一 (12) | | | | | | | | | |
| 提 | 提 | 提 | 提 | | | | | | | | |
| qín | 王 | 一 一 一 一 一 一 一 一 一 一 一 一 (12) | | | | | | | | | |
| 琴 | 琴 | 琴 | 琴 | | | | | | | | |
| shù | 立 | 一 一 一 一 一 一 一 一 一 一 一 一 (9) | | | | | | | | | |
| 竖 | 竖 | 竖 | 竖 | | | | | | | | |
| jí | 吉 | 一 一 一 一 一 一 一 一 一 一 一 一 (6) | | | | | | | | | |
| 吉 | 吉 | 吉 | 吉 | | | | | | | | |

5.3

电脑游戏
Computer Games

一. 听力练习 LISTENING PRACTICE



I. Phrase Dictation

Listen carefully to Audio Clip 5-3-1. Each phrase will be read twice, first at normal speed for you to get a general idea, and then at slow speed for you to write down the phrase in pinyin.

- | | |
|----------|----------|
| 1. _____ | 2. _____ |
| 3. _____ | 4. _____ |
| 5. _____ | 6. _____ |
| 7. _____ | 8. _____ |



II. Sentence Dictation

Listen carefully to Audio Clip 5-3-2. Each sentence will be read twice, first at normal speed for you to get a general idea, and then at slow speed for you to write down the sentence in pinyin.

- | |
|----------|
| 1. _____ |
| 2. _____ |
| 3. _____ |
| 4. _____ |
| 5. _____ |



III. Listen carefully to Audio Clip 5-3-3 and then place tone marks above each character in the poem.

千里黄云白日曛，北风吹雁雪纷纷。

莫愁前路无知己，天下谁人不识君。



IV. Listen to Dialogue 1 from Lesson 5.3. Based on Dialogue 1, answer the True/False questions in Audio Clip 5-3-4.

| | 1 | 2 | 3 | 4 | 5 |
|---|---|---|---|---|---|
| 对 | | | | | |
| 错 | | | | | |




V. Listen to Dialogue 2 from Lesson 5.3. Based on Dialogue 2, answer the True/False questions in Audio Clip 5-3-5.

| | 1 | 2 | 3 | 4 | 5 |
|---|---|---|---|---|---|
| 对 | | | | | |
| 错 | | | | | |



VI. Mary, the reporter for the school newspaper, is interviewing Maria, Tom, Tony and Jimmy about how much time they spend playing computer games every day. Listen to their conversations in Audio Clip 5-3-6 and fill out the following form.

| | | |
|---|-------|--------|
|  | 父母让吗? | 玩几个小时? |
| 玛丽娅 | | |
| 汤姆 | | |
| 托尼 | | |
| 杰米 | | |



VII. Rejoinders. What would be the most appropriate responses to the parts of dialogues you hear in Audio Clip 5-3-7? Choose the correct answers from the choices below.

Dialogue 1:

- A. 在学校。
- B. 不在。
- C. 我是他妈妈。

Dialogue 2:

- A. 我们几点去?
- B. 谁说的?
- C. 让我玩儿半小时。

Dialogue 3:

- A. 对，我明天去。
- B. 什么考试?
- C. 他知道了。

Dialogue 4:

- A. 我知道了。
- B. 我吃了饭就做。
- C. 好，等一会儿。

Dialogue 5:

- A. 我们有饺子吗?
- B. 我喜欢一边吃饭一边看电视。
- C. 我吃了饭就去。

二. 综合语言练习 INTEGRATED LANGUAGE PRACTICE

I. How do you say it in Chinese?

Write down your answers or use an audio recorder to record your answers.

1. “Is Michael in?” “This is he.”

2. Don't you know we have a test tomorrow?

3. My parents let me play for two hours.

4. There is a question on page 10 that I didn't understand.

5. I'll call you later.

6. You should watch less TV and exercise more.

7. He does homework as soon as he comes home.

8. What would you like to eat tonight?

9. How come you are not watching the match between China and France?

10. I'll play tennis for an hour, and then go home.

II. Pair Activity: How Long Is He Allowed to ...?

You and your classmate are taking turns to baby-sit Tommy, your neighbor’s child. Both of you know that Tommy’s parents have strict rules as to how long he may spend on certain activities; yet both of you have forgotten some of the details of these rules. So you decide to get together and compare notes. When you finish, both of your charts should be completely filled out.

Model: A: 汤姆看电视可以看多久?
B: 他看电视可以看两个小时。

A’s Sheet

| 活动 Activity | 时间 Time |
|-------------|---------|
| 弹钢琴 | 半个小时 |
| 拉大提琴 | |
| 画画儿 | 二十分钟 |
| 玩电子游戏 | |
| 听音乐 | |
| 看电视 | 最多一个小时 |
| 上网 | |
| 学汉语 | 最少一个小时 |
| 运动 | |
| 看法语书 | 半个小时 |

B's Sheet

| 活动 | 时间 |
|-------|--------|
| 弹钢琴 | |
| 拉大提琴 | 最少四十分钟 |
| 画画儿 | |
| 玩电子游戏 | 最多半个小时 |
| 听音乐 | 二十分钟 |
| 看电视 | |
| 上网 | 最多一个小时 |
| 学汉语 | |
| 运动 | 二十分钟 |
| 看法语书 | |

III. Pair Activity: You and Me

Instructions for A

- Step 1:** Write down your answers to the following questions.
- Step 2:** Ask your partner the questions and record his/her answers.
- Step 3:** Listen to your partner's questions and answer them according to what you've written down.

Instructions for B

Step 1: Write down your answers to the following questions.

Step 2: Listen to your partner's questions and answer them according to what you've written down.

Step 3: Ask your partner the questions and record his/her answers.

1. 你每天运动吗?

你: _____

你的朋友: _____

2. 你运动几个小时?

你: _____

你的朋友: _____

3. 你父母让你玩儿电脑游戏吗?

你: _____

你的朋友: _____

4. 在家你可以上网吗?

你: _____

你的朋友: _____

5. 你会去哪个网站下载音乐?

你: _____

你的朋友: _____

6. 你每天先做作业再玩儿还是先玩儿再做作业?

你: _____

你的朋友: _____

7. 你每天下了课就做什么?

你: _____

你的朋友: _____

IV. Pair Activity: Rules of the “School for Talented Youth”

You are a student at a student-governed alternative school called the “School for Talented Youth.” This year the Student Board has decided to revise its regulations on student conduct. The Board has asked the students to submit their suggestions.

Pair up with a classmate. First, each of you completes the following sentences individually. Then take turns reading your statements to each other, discussing whether you agree or disagree with each other and why.

Before you begin, there are a couple of words that you may want to use in your discussions:

Word Bank

| | |
|-------------------------------|--------------------------|
| 1. 觉得 juéde feel, think | 2. 同意 tóngyì agree |
|-------------------------------|--------------------------|

Model: 你：我觉得学生应该可以玩电脑游戏。
你同学：我不同意，因为学生应该学习。

| | | |
|---------------------------|-------|-------|
| | 不同意 | 同意 |
| 我们应该 _____ 点上课，_____ 点下课。 | _____ | _____ |
| 我们每节课应该上 _____ 分钟。 | _____ | _____ |
| 我们中午的午饭时间应该是 _____ 分钟。 | _____ | _____ |
| 我们上课的时候应该可以 _____。 | _____ | _____ |
| 学生下课以后应该 _____。 | _____ | _____ |
| 老师给学生的作业应该 _____。 | _____ | _____ |
| 学生晚上应该 _____。 | _____ | _____ |
| 学生周末的时候应该 _____。 | _____ | _____ |
| 我们的考试应该可以 _____。 | _____ | _____ |
| 我们的课外活动应该 _____。 | _____ | _____ |

V. Pair Activity: What's Next?

A's Sheet

Your school's scheduler, by mistake, placed your schedule in your friend's folder and your friend's schedule in your folder. Call him/her up and find out what your daily schedule is like. You must use the V1 了 O1 就 V2 O2 structure.

Model: A: 请告诉我，我上了中文课就上什么课？
B: 你上了中文课就上美国历史课。

Please write your schedule in the form below.

| | |
|-----|-----|
| 第一节 | 中文课 |
| 第二节 | |
| 第三节 | |
| 第四节 | |
| | 午饭 |
| 第五节 | |
| 第六节 | |

Below is your friend's class schedule.

| | |
|-----|-------|
| 第一节 | 中文课 |
| 第二节 | 美国历史课 |
| 第三节 | 物理课 |
| 第四节 | 数学课 |
| | 午饭 |
| 第五节 | 经济课 |
| 第六节 | 英文课 |

B’s Sheet

Your school’s scheduler, by mistake, placed your schedule in your friend’s folder and your friend’s in your folder. Call him/her up and find out what your daily schedule is like. You must use V1 了 O1 就 V2 O2 structure.

Model: A: 请告诉我，我上了中文课就上什么课？
B: 你上了中文课就上美国历史课。

Please write your schedule in the form below.

| | |
|-----|-----|
| 第一节 | 中文课 |
| 第二节 | |
| 第三节 | |
| 第四节 | |
| | 午饭 |
| 第五节 | |
| 第六节 | |

Below is your friend’s class schedule.

| | |
|-----|-------|
| 第一节 | 中文课 |
| 第二节 | 物理 |
| 第三节 | 数学 |
| 第四节 | 英文 |
| | 午饭 |
| 第五节 | 美国历史课 |
| 第六节 | 化学 |

VI. Find Your Soulmate

You have always believed that you have a soulmate in the midst of your classmates, and that the two of you share many things in common. Choose a set of characteristics that describe yourself, and go around the classroom to find your soulmate. Write his/her name in the space provided.

| | |
|---|---|
| <p>A:</p> <p>你们都很聪明。</p> <p>你们都会打篮球。</p> <p>你们都不会弹钢琴。</p> <p>你们每天都作了作业就玩电脑游戏。</p> <p>你们玩电子游戏都可以玩半个小时。</p> <p>你们都喜欢一边吃饭一边看电视。</p> <p>你们觉得考试的时候应该可以看书。</p> <p>你们的父母都不让你们下载音乐。</p> <p>_____</p> | <p>B:</p> <p>你们都很聪明。</p> <p>你们都不喜欢运动。</p> <p>你们都会拉大提琴。</p> <p>你们每天都作了作业就看电视。</p> <p>你们每天拉大提琴都拉四十分钟。</p> <p>你们都喜欢一边听音乐一边做作业。</p> <p>你们都觉得老师不应该给学生作业。</p> <p>你们的父母都不让你们玩电子游戏。</p> <p>_____</p> |
|---|---|

| | |
|--|---|
| <p>C:</p> <p>你们都很聪明。 你们都不喜欢运动。 你们都不会弹钢琴。 你们每天都作了作业就看电视。 你们每天拉大提琴都拉四十分钟。 你们都喜欢一边吃饭一边看电视。 你们觉得考试的时候应该可以看书。 你们的父母都不让你们玩电子游戏。</p> | <p>D:</p> <p>你们都很聪明。 你们都会打篮球。 你们都会拉大提琴。 你们每天都作了作业就玩电脑游戏。 你们每天拉大提琴都拉四十分钟。 你们都喜欢一边吃饭一边看电视。 你们都觉得老师不应该给学生作业。 你们的父母都不让你们看电视。</p> |
|--|---|

| | |
|---|---|
| <p>E:</p> <p>你们都很聪明。 你们都会打篮球。 你们都不会弹钢琴。 你们每天都作了作业就看电视。 你们玩电子游戏都玩半个小时。 你们都喜欢一边听音乐一边做作业。 你们觉得考试的时候应该可以看书。 你们的父母都不让你们玩电子游戏。</p> | <p>F:</p> <p>你们都很聪明。 你们都不喜欢运动。 你们都不会弹钢琴。 你们每天都作了作业就看电视。 你们玩电子游戏都可以玩半个小时。 你们都喜欢一边听音乐一边做作业。 你们都觉得老师不应该给学生作业。 你们的父母都不让你们下载音乐。</p> |
|---|---|

| | |
|--|--|
| <p>G:</p> <p>你们都很聪明。 你们都会打篮球。 你们都会拉大提琴。 你们每天都作了作业就玩电脑游戏。 你们玩电子游戏都可以玩半个小时。 你们都喜欢一边听音乐一边做作业。 你们都觉得老师不应该给学生作业。 你们的父母都不让你们下载音乐。</p> | <p>H:</p> <p>你们都很聪明。 你们都会打篮球。 你们都不会弹钢琴。 你们每天都作了作业就看电视。 你们每天拉大提琴都拉四十分钟。 你们都喜欢一边吃饭一边看电视。 你们觉得考试的时候应该可以看书。 你们的父母都不让你们下载音乐。</p> |
|--|--|

| | |
|------------------|------------------|
| I: | J: |
| 你们都很聪明。 | 你们都很聪明。 |
| 你们都不喜欢运动。 | 你们都会打篮球。 |
| 你们都不会弹钢琴。 | 你们都不会弹钢琴。 |
| 你们每天都作了作业就玩电脑游戏。 | 你们每天都作了作业就看电视。 |
| 你们每天拉大提琴都拉四十分钟。 | 你们每天拉大提琴都拉四十分钟。 |
| 你们都喜欢一边听音乐一边做作业。 | 你们都喜欢一边吃饭一边看电视。 |
| 你们都觉得老师不应该给学生作业。 | 你们觉得考试的时候应该可以看书。 |
| 你们的父母都不让你们下载音乐。 | 你们的父母都不让你们玩电子游戏。 |
| | |

VII. Match Them!

Match the words in Column A with the pinyin terms in Column B and the English translations in Column C.

Column A

考试
一会儿
父母
还
卡通
应该
怎么
就
晚饭
冰
回来
下饺子

Column B

xià jiǎozi
kǎoshì
bīng
yīnggāi
wǎnfàn
hái
huílái
zěnmē
kǎitōng
fùnmǔ
jiù
yīhuìr

Column C

cartoon
frozen, ice
parents
how come...
test, exam
cook dumpling
then
(not) yet
return, come back
a little while
dinner
should, ought to

VIII. Character Bingo

Follow the instructions for Character Bingo in Unit 4.2.

Word Bank

| | | | | |
|----|-----|-----|----|-----|
| 考试 | 一会儿 | 父母 | 还 | 卡通 |
| 应该 | 怎么 | 就 | 晚饭 | 饺子 |
| 冰 | 回来 | 下饺子 | 参加 | 下载 |
| 竖琴 | 小提琴 | 钢琴 | 吉他 | 大提琴 |

Bingo Grid

| | | | |
|--|--|--|--|
| | | | |
| | | | |
| | | | |
| | | | |

IX. Put the following scrambled sentences into correct order, based on the English clues.

1. 我是就汤姆。

(This is Tom.)

2. 考试你不有数学吗知道明天?

(Don't you know there is a math test tomorrow?)

3. 你玩父母你电脑让游戏吗?

(Do your parents allow you to play computer games?)

4. 每天最多你小时可以一个玩。

(You can play for no more than an hour every day.)

5. 汤姆了回家就作业做每天。

(Tom does his homework as soon as he gets home every day.)

6. 她等晚饭回来了吃就我们。

(We'll have dinner as soon as she's back.)

7. 你电脑应该玩少游戏。

(You shouldn't play so many computer games.)

8. 一个问题我有不懂。

(There is one question that I don't understand.)

X. On a separate sheet of paper, write a paragraph about your life. The paragraph must address the following questions:

1. What do you usually do once you get home from school?
2. Do you like multi-tasking? If yes, which activities do you do together?
3. Do you have any bad habits that you'd like to change? Write down some things that you'd like to do more or less of.

Try to use the following patterns: 1) 了...就..., 2) 一边...一边..., 3) 多V, 少V.

三. 汉字练习 CHINESE CHARACTER PRACTICE

姓名: _____

I. Write the characters in the correct stroke order.

| | | | | | | | | | | | |
|------|---|------------------------|---|--|--|--|--|--|--|--|--|
| kǎo | 考 | 一 十 土 耂 耂 考 (6) | | | | | | | | | |
| 考 | 考 | 考 | 考 | | | | | | | | |
| shì | 试 | 讠 讠 讠 讠 讠 试 试 (8) | | | | | | | | | |
| 试 | 试 | 试 | 试 | | | | | | | | |
| fù | 父 | 丿 ㇇ ㇇ 父 (4) | | | | | | | | | |
| 父 | 父 | 父 | 父 | | | | | | | | |
| mǔ | 母 | ㇇ ㇇ ㇇ 母 母 (5) | | | | | | | | | |
| 母 | 母 | 母 | 母 | | | | | | | | |
| yīng | 应 | 讠 广 广 广 应 应 (7) | | | | | | | | | |
| 应 | 应 | 应 | 应 | | | | | | | | |
| gāi | 该 | 讠 讠 讠 讠 讠 该 该 (8) | | | | | | | | | |
| 该 | 该 | 该 | 该 | | | | | | | | |
| jiù | 就 | 讠 ㇇ ㇇ ㇇ ㇇ 京 京 就 就 (12) | | | | | | | | | |
| 就 | 就 | 就 | 就 | | | | | | | | |
| jiǎo | 饺 | ノ ㇇ ㇇ ㇇ ㇇ 饣 饣 饣 饣 (9) | | | | | | | | | |
| 饺 | 饺 | 饺 | 饺 | | | | | | | | |

5.4

旅行
Travel

一. 听力练习 LISTENING PRACTICE



I. Phrase Dictation. Listen carefully to Audio Clip 5-4-1. Each phrase will be read twice, first at normal speed for you to get a general idea, and then at slow speed for you to write down the phrase in pinyin.

1. _____
2. _____
3. _____
4. _____
5. _____



II. Sentence Dictation. Listen carefully to Audio Clip 5-4-2. Each sentence will be read twice, first at normal speed for you to get a general idea, and then at slow speed for you to write down the sentence in pinyin.

1. _____
2. _____
3. _____
4. _____
5. _____



III. Listen carefully to Audio Clip 5-4-3 and then place tone marks above each character in the poem.

朝辞白帝彩云间，千里江陵一日还。

两岸猿声啼不住，轻舟已过万重山。



IV. Listen to Dialogue 1 from Lesson 5.4, and then answer the True/False questions in Audio Clip 5-4-4.

| | 1 | 2 | 3 | 4 | 5 |
|---|---|---|---|---|---|
| 对 | | | | | |
| 错 | | | | | |

















V. Listen to Dialogue 2 from Lesson 5.4, and then answer the True/False questions in Audio Clip 5-4-5.

| | 1 | 2 | 3 | 4 |
|---|---|---|---|---|
| 对 | | | | |
| 错 | | | | |



VI. Maria, Tom, David and Kelly are preparing for a class picnic. Listen to the dialogue in Audio Clip 5-4-6 and draw lines linking each picnic item with the person who will be bringing it.

| | | | |
|---|---|--|---|
|  |  |  |  |
| 汤姆 | 玛丽娅 | 大卫 | 凯丽 |

| | | | | |
|---|---|---|---|---|
|  |  |  |  |  |
| shālā | chǎofàn | hànbǎo | qìshuǐ | shuǐguǒ |
|  |  |  |  |  |
| qiǎokèlì | CD | lánqiú | zúqiú | wǎngqiú |



VII. Rejoinders: What would be the most appropriate responses to the questions you hear in Audio Clip 5-4-7? Choose the correct answers from the choices below.

Question 1:

- A. 你要带东西吗?
- B. 不用客气。
- C. 带一些热狗，可以吗?

Question 2:

- A. 我饿了。
- B. 都可以。
- C. 没关系。

Question 3:

- A. 我也不知道。
- B. 我不喜欢狗。
- C. 我也是。

Question 4:

- A. 听流行音乐吧。
- B. 太好了。
- C. 我喜欢流行音乐。

Question 5:

- A. 你可以看一看吗?
- B. 为什么?
- C. 我随便。

二. 综合语言练习 INTEGRATED LANGUAGE PRACTICE

1. Listen to the song in Audio Clip 5-4-8. Read the lyrics aloud, paying special attention to your tones. Afterwards, think of one of your favorite songs about animals, translate it into Chinese and then share it with your classmates.

Xiǎo Bái Gē

小白鸽

Fēi yā fēi yā xiǎo bái gē, kě ài de xiǎo bái gē,
飞呀飞呀小白鸽, 可爱的小白鸽,

fēi dào dōng lái fēi dào xī, huān kuài dì chàng zhe ē.
飞到东来飞到西, 欢快地唱着歌。

Duì zhe tài yáng xiào yī xiào, duì zhe bái yún shuō.
对着太阳笑一笑, 对着白云说。

Tīng nà chūn fēng jiǎng gù shì duō yā duō kuài huó.
听那春风讲故事多呀多快活。

Wǒ yuàn zuò zhī xiǎo bái gē,
我愿做只小白鸽,

fēi dào gāo gāo de lán tiān bái yún shàng zuò yī zuò.
飞到高高的蓝天白云上坐一坐。

Kàn kàn bīn fēn de hǎo shì jiè, kāi dòng cǎi xiá chē.
看看缤纷的好世界, 开动彩霞车。

New Words

| | | |
|----|----------|---|
| 鸽 | gē | pigeon, dove |
| 欢快 | huānkuài | cheerful and light-hearted |
| 着 | zhe | particle indicating an action in progress |
| 太阳 | tàiyáng | the sun |
| 笑 | xiào | smile, laugh |

| | | |
|----|----------|--------------------------------|
| 云 | yún | cloud |
| 春风 | chūnfēng | spring breeze |
| 故事 | gùshi | story, tale |
| 快活 | kuàihuó | happy, merry |
| 愿 | yuàn | hope, wish, desire, be willing |
| 缤纷 | bīnfēn | (formal) in riotous profusion |
| 世界 | shìjiè | world |
| 开动 | kāidòng | start, set in motion |
| 彩霞 | cǎixiá | rosy clouds |

II. How do you say it in Chinese?

Write down your answers or use an audio recorder to record your answers.

1. I'd like to eat Chinese food.

2. I want to drink some water.

3. I would like to take some photos.

4. Could you stop over there for a little while?

5. Could you wait for a little while?

6. Which do you prefer, classical music or popular music?

7. So do I.

8. I can wait for ten minutes.








9. Anything will do for me.

10. Look, there is a Burger King ahead.

III. Mixer Activity: What are you going to bring to the picnic?

Your Chinese class will have a picnic this Saturday on the newly groomed campus lawn. Each student is asked to bring one item from each of the two categories:

1. Food Items: either one side dish or one bottle of your favorite drink to share.

| | | | | | | |
|---|---|---|---|--|---|---|
|  |  |  |  |  |  |  |
| shālā | hànbǎobāo | qìshuǐ | shuǐguǒ | chǎofàn | qiǎokèlì | règǒu |
| 沙拉 | 汉堡包 | 汽水 | 水果 | 炒饭 | 巧克力 | 热狗 |

2. Entertainment: either one CD of your favorite music or one game to play.

| | | | | | | |
|---|---|---|---|--|---|---|
|  |  |  |  |  |  |  |
| CD | lánqiú | zúqiú | wǎngqiú | xiàngqí | pūkèpái | diànzìyóuxì |
| CD | 篮球 | 足球 | 网球 | 象棋 | 扑克牌 | 电子游戏 |

Step 1: Choose one item from each of the above categories and write it in the table below and state why you plan to bring this item. You must use the expression 我们...的时候可以...

Model: 带什么? 为什么?
 足球 我们吃了饭可以玩。
 水果 我们玩了足球可以吃。

Step 2: Circulate around the classroom and ask five classmates what they will be bringing to the picnic and why. Record their answers in the table below.

Model: **A:** 玛丽娅, 我们星期六要野餐, 你要带什么吃的?
 B: 我要带一个沙拉。我们吃汉堡的时候, 可以吃。
 A: 你要带什么玩儿的呢?
 B: 我要带U2的CD, 我们吃饭的时候可以听。

| 学生名字 | 带什么? | 为什么? |
|------|------|------|
| | | |
| | | |
| | | |
| | | |
| | | |
| | | |
| | | |
| | | |
| | | |
| | | |

IV. Pair Activity: Could You Do Me a Favor?

Take turns to ask your partner if s/he could do you a favor, using the expression 你可以V一V吗? You will have to tell your partner why you are asking for the favor.

Step 1: Please write down five requests. You can write your own requests or use the suggestions below.

| Requests | Reasons |
|----------|---------|
| 1. | |
| 2. | |
| 3. | |
| 4. | |
| 5. | |

Suggestions

| Requests | Reasons |
|--|---------------------------------------|
| Take a look at your painting. | You don't know if it is good. |
| Wait for you for a while. | You need to finish your homework. |
| Stop at Burger King. | You'd like to use the restroom. |
| Listen to your music. | You'd like to bring it to the picnic. |
| Taste the salad. | You'd like to know if it tastes good. |
| Ask the teacher how to write your name in Chinese. | You forgot how to write it. |

Step 2: Ask your partner if he/she could do you a favor, following the model.

Model: **A:** 你可以看一看我的作业吗?
B: 可以呀。怎么了?
A: 我不知道我做得对不对。

Step 3: Listen to the favor your partner asks you, and record her/his requests in the table.

| Requests | Reasons |
|----------|---------|
| | |
| | |
| | |
| | |
| | |

Word Bank

| | | |
|------|----------|---|
| 怎么了? | zěnmē le | What's wrong? What happened? What's the matter? |
|------|----------|---|

V. Pair Activity: What is Your Opinion?

Imagine that you and your partner are in charge of the dorm life in a Chinese summer camp sponsored by your school. To ensure a relaxed yet orderly dorm life, the school gave you a list of dorm rules to enforce.

Word Bank

| | | |
|-----|------------|-----------|
| 宿舍 | sùshè | dormitory |
| 大声 | dàshēng | loudly |
| 房间 | fángjiān | room |
| 同意 | tóng yì | agree |
| 不同意 | bù tóng yì | disagree |

Step 1: Read the current rules below and indicate in the space given whether or not you would agree with them and why.

| | 同意 | 不同意 | 为什么? |
|---------------|----|-----|------|
| 1. 在宿舍的时候 | | | |
| 不可以大声说话。 | | | |
| 不可以唱歌、跳舞。 | | | |
| 可以听音乐。 | | | |
| 2. 在房间里 | | | |
| 不可以吃东西。 | | | |
| 可以喝水、喝茶。 | | | |
| 可以玩电脑游戏。 | | | |
| 可以看电视。 | | | |
| 3. 在宿舍的电脑房 | | | |
| 不可以吃东西。 | | | |
| 不可以喝水。 | | | |
| 可以用电脑做作业。 | | | |
| 可以下载音乐和游戏。 | | | |
| 4. 在宿舍食堂吃饭的时候 | | | |
| 可以跟同学说话。 | | | |
| 可以听音乐。 | | | |
| 不可以玩电脑游戏。 | | | |

Step 2: Discuss each rule with your partner. Tell each other whether or not you agree with the rule and why. Record your partner's opinion in the chart.

| | 同意 | 不同意 | 为什么? |
|---------------|----|-----|------|
| 1. 进宿舍的时候 | | | |
| 不可以大声说话。 | | | |
| 不可以唱歌、跳舞。 | | | |
| 可以听音乐。 | | | |
| 2. 在房间里 | | | |
| 不可以吃东西。 | | | |
| 不可以打扰别人。 | | | |
| 可以喝水、喝茶。 | | | |
| 可以玩电脑游戏。 | | | |
| 可以看电视。 | | | |
| 3. 在宿舍的电脑房 | | | |
| 不可以吃东西。 | | | |
| 不可以喝水。 | | | |
| 不可以睡觉。 | | | |
| 可以用电脑做作业。 | | | |
| 可以下载音乐。 | | | |
| 可以下载电脑游戏。 | | | |
| 4. 在宿舍食堂吃饭的时候 | | | |
| 可以跟同学说话。 | | | |
| 可以听音乐。 | | | |
| 不可以玩电脑游戏。 | | | |
| 不可以带饭馆的饭去食堂吃。 | | | |

Step 3: Based on your discussions, write down the rules that both of you agree with as the new dorm rules.

1. 进宿舍的时候

2. 在房间里

3. 在宿舍的电脑房

4. 在宿舍食堂吃饭的时候

VI. Mini-Dialogues: What Should We Do?

Complete the following dialogues with your partner, following the instructions. Use any special expressions included in the instructions.

A**B**

| | |
|--|---|
| <p>对话一 You start.</p> <ul style="list-style-type: none"> – Ask B what he/she prefers for lunch: Chinese food or Western food. (还是) – Ask B if it is OK to go to Burger King for lunch. | <p>对话一 Your partner starts.</p> <ul style="list-style-type: none"> – Tell A that anything will do. (随便) |
| <p>对话二 Your partner starts.</p> <ul style="list-style-type: none"> – Tell B that you don't care. (随便) – Tell B that Chinese pop music is fine with you. | <p>对话二 You start.</p> <ul style="list-style-type: none"> – Ask A whether he/she would like to listen to classical or popular music. (还是) – Ask A if it would be alright to listen to some Chinese pop music. |
| <p>对话三 You start.</p> <ul style="list-style-type: none"> – Ask B if he/she could come to your birthday party this Saturday. (可以) – Act overjoyed! Tell B that when he/she comes over you can play your new video game together. (…的时候) | <p>对话三 Your partner starts.</p> <ul style="list-style-type: none"> – Tell A that you need to check the calendar. Then tell A that you are free in the morning. (看一看) – Tell A that you are looking forward to it. |
| <p>对话四 Your partner starts.</p> <ul style="list-style-type: none"> – Tell B that you need to think about it (想一想). <p>Ask B the name of the movie.</p> <ul style="list-style-type: none"> – Act overjoyed! Ask B what time the movie starts. – Tell B, with regret, that you have other plans on Friday night. | <p>对话四 You start.</p> <ul style="list-style-type: none"> – Ask A if he/she would like to see a movie with you. (想不想) – Tell A it will be the classical Japanese cartoon Totoro. – Tell A that it begins at 8 p.m. on Friday night, and that you can have dinner together before the movie. (以前) |

VII. Match Them!

Match the words in Column A with the pinyin in Column B and the English translations in Column C.

Column A

旅行
坐车
时候
熊猫
咪咪
说话
分钟
古典
流行
水
停
风景
美
饿
中餐
西餐
随便
厕所

Column B

fēngjǐng
shuǐ
fēnzhōng
Xīcān
gǔdiǎn
xióngmāo
tíng
shíhòu
mī mī
shuō huà
měi
Zhōngcān
è
zuòchē
lǚxíng
cèsuǒ
liúxíng
suíbiàn

Column C

stop
Chinese food
anything will do; easy-going
time
hungry
minute
beautiful
speak, say
panda
bathroom, washroom
Western food
travel
scenery
meow
ride in a car
classical
water
popular

VIII. Character Bingo

Follow the instructions for Character Bingo in Unit 4.2.

Word Bank

| | | | | | |
|-----|----|----|----|----|----|
| 旅行 | 坐车 | 时候 | 熊猫 | 咪咪 | 说话 |
| 古典 | 流行 | 水 | 停 | 风景 | 美 |
| 饿 | 中餐 | 西餐 | 厕所 | 分钟 | 南京 |
| 汉堡王 | 音乐 | 喝水 | 照片 | 饭店 | 考试 |

Bingo Grid

| | | | |
|--|--|--|--|
| | | | |
| | | | |
| | | | |
| | | | |

IX. Put the following scrambled sentences into correct order, based on the English clues.

1. 我们去开车要北京明天。

(We are driving to Beijing tomorrow.)

2. 猫了你不高兴就的上车。

(Your cat becomes unhappy as soon as she gets in the car.)

3. 的时候喜欢看吃饭电视。

(He likes to watch TV while eating.)

4. 想中餐吃还是西餐你？

(What would you like to eat, Chinese food or Western food?)

5. 我们可以停停那儿一在吗？

(Could we stop for a while over there?)

6. 我们小时等半可以个。

(We can wait for half an hour.)

三. 汉字练习 CHINESE CHARACTER PRACTICE

姓名: _____

I. Write the characters in the correct stroke order.

| | | | | | | | | | | | | | |
|-------|---|--|---|--|--|--|--|--|--|--|--|--|--|
| lǚ | 方 | 丶 ㇀ ㇀ 方 方 方 方 方 方 方 方 方 方 (10) | | | | | | | | | | | |
| 旅 | 旅 | 旅 | 旅 | | | | | | | | | | |
| xíng | 行 | 丶 ㇀ ㇀ ㇀ 行 行 行 行 (6) | | | | | | | | | | | |
| 行 | 行 | 行 | 行 | | | | | | | | | | |
| zuò | 土 | ノ ㇀ ㇀ ㇀ ㇀ ㇀ 坐 坐 (7) | | | | | | | | | | | |
| 坐 | 坐 | 坐 | 坐 | | | | | | | | | | |
| chē | 车 | 一 ㇀ ㇀ 车 车 (4) | | | | | | | | | | | |
| 车 | 车 | 车 | 车 | | | | | | | | | | |
| xióng | 宀 | ㇀ ㇀ ㇀ ㇀ ㇀ ㇀ ㇀ ㇀ ㇀ ㇀ ㇀ ㇀ ㇀ ㇀ 熊 熊 熊 熊 (14) | | | | | | | | | | | |
| 熊 | 熊 | 熊 | 熊 | | | | | | | | | | |
| māo | 犛 | ノ ㇀ ㇀ ㇀ 犛 犛 犛 犛 犛 犛 犛 犛 犛 犛 猫 猫 猫 猫 (11) | | | | | | | | | | | |
| 猫 | 猫 | 猫 | 猫 | | | | | | | | | | |
| mī | 口 | 丨 ㇀ ㇀ ㇀ ㇀ ㇀ ㇀ ㇀ ㇀ ㇀ ㇀ ㇀ ㇀ ㇀ 咪 咪 咪 咪 (9) | | | | | | | | | | | |
| 咪 | 咪 | 咪 | 咪 | | | | | | | | | | |
| biān | 辶 | ㇀ ㇀ ㇀ ㇀ 边 边 边 边 (5) | | | | | | | | | | | |
| 边 | 边 | 边 | 边 | | | | | | | | | | |
| gǔ | 口 | 一 十 十 古 古 (5) | | | | | | | | | | | |
| 古 | 古 | 古 | 古 | | | | | | | | | | |
| liú | ㇀ | 丶 ㇀ ㇀ ㇀ ㇀ ㇀ ㇀ ㇀ ㇀ ㇀ ㇀ ㇀ ㇀ ㇀ 流 流 流 流 (10) | | | | | | | | | | | |
| 流 | 流 | 流 | 流 | | | | | | | | | | |

Huanying WB Unit 5 rev042011.indd 168

5.5

看电视 Watching TV

一. 听力练习 LISTENING PRACTICE



I. Phrase Dictation

Listen carefully to Audio Clip 5-5-1. Each phrase will be read twice, first at normal speed for you to get a general idea, and then at slow speed for you to write down the phrases in pinyin.

- | | |
|----------|----------|
| 1. _____ | 2. _____ |
| 3. _____ | 4. _____ |
| 5. _____ | 6. _____ |
| 7. _____ | 8. _____ |



II. Sentence Dictation

Listen carefully to Audio Clip 5-5-2. Each sentence will be read twice, first at normal speed for you to get a general idea, and then at slow speed for you to write down the sentences in pinyin.

- _____
- _____
- _____
- _____
- _____
- _____
- _____
- _____



III. Listen carefully to Audio Clip 5-5-3 and then place tone marks above each character in the poem.

千 山 鸟 飞 绝， 万 径 人 踪 灭。

孤 舟 蓑 笠 翁， 独 钓 寒 江 雪。



IV. Listen to Dialogue 1 from Lesson 5.5 and then answer the True/False questions in Audio Clip 5-5-4.

| | 1 | 2 | 3 | 4 | 5 |
|---|---|---|---|---|---|
| 对 | | | | | |
| 错 | | | | | |



V. Listen to Dialogue 2 from Lesson 5.5 and then answer the True/False questions in Audio Clip 5-5-5.

| | 1 | 2 | 3 | 4 |
|---|---|---|---|---|
| 对 | | | | |
| 错 | | | | |



VI. Suppose you have a brother, Anthony. While Anthony was out, one of his friends called and left a message on your family’s answering machine. Please listen to the message in Audio Clip 5-5-6 carefully and fill out the message note in Chinese.

To _____

Date _____ Time _____

While you were out

Mr/Ms _____

of _____

Area code _____ Phone _____

☐ Telephoned

☐ Please phone

☐ Came by to see you

☐ Will call again

☐ Wants to see you

☐ Returned your call

Message



VII. Favorite TV Programs

Tony, a reporter for the school newspaper, is preparing a report on popular TV programs among students. He is interviewing Linda now to find out her favorite TV programs. Listen to the dialogue in Audio Clip 5-5-7 and check Linda’s favorite TV programs in the table below.

林达喜欢的电视节目：

| | | | | | | | |
|----------|----------|----------|----------|----------|----------|----------|----------|
| 新闻 节目 | 音乐 节目 | 体育 节目 | 幼儿 节目 | 文艺 节目 | 经济 节目 | 旅游 节目 | 烹调 节目 |
| | | | | | | | |



VIII. Rejoinders: What would be the most appropriate responses to the questions you hear in Audio Clip 5-5-8? Choose the correct answers from the choices below.

Question 1:

- A. 我不喜欢。
- B. 体育和音乐节目我都喜欢。
- C. 我父母不喜欢我看的节目。

Question 2:

- A. 我们有体育频道，新闻频道，音乐频道，什么的。
- B. 妈妈只让我看英语频道的节目。
- C. 五十多个。

Question 3:

- A. 哪里。我一看卡通她就说要看文艺节目。
- B. 姐姐星期天常常看烹调节目。
- C. 姐姐不喜欢跟我看电视。

Question 4:

- A. 哎呀，我现在没有时间。
- B. 我不看九频道的电视节目。
- C. 最多半个小时。

Question 5:

- A. 没关系。
- B. 我会的。
- C. 我也是。

二. 综合语言练习 INTEGRATED LANGUAGE PRACTICE

1. Read the following poem after Audio Clip 5-5-9. Pay special attention to your tones. Afterwards, use the same topic to write a poem of your own and then share it with your classmates.

Chūn Tiān Zài Nǎ Lǐ
春 天 在 哪 里

Chūn tiān zài nǎ lǐ, chūn tiān zài nǎ lǐ,
春 天 在 哪 里, 春 天 在 哪 里,
chūn tiān zài nà qīng cuì de shān lín lǐ.
春 天 在 那 青 翠 的 山 林 里。
Zhè lǐ yǒu hóng huā, zhè lǐ yǒu lǜ cǎo,
这 里 有 红 花, 这 里 有 绿 草,
hái yǒu nà huì chàng gē de xiǎo huáng lí.
还 有 那 会 唱 歌 的 小 黄 鹂。
Chūn tiān zài nǎ lǐ, chūn tiān zài nǎ lǐ,
春 天 在 哪 里, 春 天 在 哪 里,
chūn tiān zài nà xiǎo péng yǒu de yǎn jīng lǐ.
春 天 在 那 小 朋 友 的 眼 睛 里。
Kàn jiàn hóng de huā, kàn jiàn lǜ de cǎo,
看 见 红 的 花, 看 见 绿 的 草,
hái yǒu nà huì chàng gē de xiǎo huáng lí.
还 有 那 会 唱 歌 的 小 黄 鹂。

New Words

| | | |
|----|----------|--------------------------|
| 春天 | chūntiān | spring, springtime |
| 哪里 | nǎlǐ | where, wherever |
| 青翠 | qīngcuì | verdant, fresh and green |
| 山林 | shānlín | mountains and woods |
| 这里 | zhèlǐ | here |

174 HUANYING 1 WORKBOOK

| | | |
|----|---------|---------------------|
| 红花 | hónghuā | red flowers |
| 黄鹂 | huánɡlí | oriole |
| 眼睛 | yǎnjīng | eye |
| 看见 | kànjiàn | catch sight of, see |

II. How do you say it in Chinese?

Write down your answers or use an audio recorder to record your answers.

1. Which TV programs do you like?

2. How many TV channels can you receive at home?

3. Whenever my younger brother watches cartoons, my mom asks him to go and study.

4. We'd better watch the Culture & Arts program.

5. I can only play for two hours every day.

6. They don't have a lot of time to watch the music program.

7. Every day, my younger sister yells out that she wants to eat hamburgers.

8. You should exercise more.

III. Pair Activity: What kind of TV programs do you like?

Pair up with a classmate. First, read the following questions and write down the answers for yourself in the space marked “你”. Then, ask your partner the same questions about his/her TV preferences. Record your partner’s answers in the space marked “你朋友”. Present what your friend’s TV preferences are to the class.

| |
|--|
| 1. 请问，你每天都看电视吗？ 你： 你朋友： |
| 2. 你家的电视可以收到几个频道？ 你： 你朋友： |
| 3. 你喜欢看哪些频道的电视节目？ 你： 你朋友： |
| 4. 你最喜欢的电视剧是哪个？ 你： 你朋友： |
| 5. 你小的时候最喜欢看哪个卡通片？ 你： 你朋友： |
| 6. 看体育节目的时候，你自己看还是跟朋友和家人一起看？ 你： 你朋友： |

IV. Small Group Activity: My Favorite TV Show

Get together in a group of four. First, fill out the questionnaire below for yourself. Afterwards, share your results with your group. The group needs to select one TV show that everybody likes to watch. Each member should give one statement about why he/she would vote for watching this show.

Step 1: Fill out the following questionnaire for yourself so you can share it with your group members later.

| 什么样的节目 | 喜欢 | 不喜欢 | 最喜欢的节目叫什么名字？在哪个频道？ |
|--------|----|-----|--------------------|
| 新闻节目 | | | |
| 幼儿节目 | | | |
| 旅游节目 | | | |
| 电视剧节目 | | | |
| 音乐节目 | | | |
| 游戏节目 | | | |
| 体育节目 | | | |

Step 2: Every group member reads out his/her TV preferences. When one person is reading, the rest of the group should record his/her statements in the table below.

Model: 我喜欢看儿童节目。我最喜欢九频道的动画片
“Sagwa”.

| | | 新闻 节目 | 幼 儿 节 目 | 旅 游 节 目 | 电 视 剧 节 目 | 音 乐 节 目 | 游 戏 节 目 | 体 育 节 目 |
|-------------|------|----------|------------------|------------------|-----------------------|------------------|------------------|------------------|
| 学 生 一 | 喜欢 | | | | | | | |
| | 不喜欢 | | | | | | | |
| | 节目名字 | | | | | | | |
| 学 生 二 | 喜欢 | | | | | | | |
| | 不喜欢 | | | | | | | |
| | 节目名字 | | | | | | | |
| 学 生 三 | 喜欢 | | | | | | | |
| | 不喜欢 | | | | | | | |
| | 节目名字 | | | | | | | |

Step 3: Vote on one show that seems to be most popular among the members of your group. Each person should write down one reason for voting the way he/she does.

我们可以看 _____， 因为 _____

_____○

V. Pair Activity: What’s on TV This Evening?

You and your friend decide to watch CCTV Channel 4’s program together. Each of you have some information about tonight’s program on CCTV. Now you are trying to compare notes to get a complete TV schedule. Work together to fill in the missing information in your program table.

Model: **A:** 你能不能告诉我，今天晚上从六点到六点半有什么节目？
B: 可以。今天晚上从六点到六点半是新闻节目。

A’s Sheet

Here is what you know about tonight’s program on CCTV 4:

| 时间 | 节目 | 名称 |
|--------------|------|-----------|
| 6:00 – 6:30 | | |
| | 幼儿节目 | 动画片：汉字的历史 |
| 7:00 – 8:00 | 旅游节目 | |
| 8:00 – 8:10 | | 太极拳十分钟 |
| 8:10 – 9:30 | 文艺节目 | |
| 9:30 – 10:00 | | 纪录片：今日中国 |
| | 音乐节目 | 中学生钢琴比赛 |

B's Sheet

This is what you know about tonight's program on CCTV 4:

| 时间 | 节目 | 名称 |
|---------------|---------|-----------|
| | 中央电视台新闻 | |
| 6:30 – 7:00 | 幼儿节目 | |
| 7:00 – 8:00 | | 纪录片：美丽的长城 |
| 8:00 – 8:10 | 体育节目 | |
| 8:10 – 9:30 | | 电影：我的父亲母亲 |
| | 经济节目 | 纪录片：今日中国 |
| 10:00 – 11:00 | 音乐节目 | |

VI. Pair Activity: Burglary Investigation

Suppose you and your partner are helping the Campus Security in a burglary investigation. There was a burglary in one of the dorms on campus last night from 9:30 to 10:00. After some detective work, you and your partner learned that the following ten students were at the dorm at the time when the burglary occurred. The two of you interviewed these students separately and now you are comparing notes.

Have a conversation with your partner based on the pictures below and fill out the missing information, using V 着 to indicate the accompanying action.

Model: **A:** 汤姆从九点半到十点正在做什么?
B: 那个时候他正看着电视做作业呢。

A's Sheet

| Person | Activity 1 | Activity 2 |
|--------|--|---|
| 妮娜 | | |
| 约翰 |  |  |
| 林达 | | |
| 凯丽 |  |  |
| 马克 | | |
| 大卫 |  |  |
| 玛丽娅 | | |
| 戴安 |  |  |
| 安东尼 | | |
| 汤姆 |  |  |

B's Sheet

| Person | Activity 1 | Activity 2 |
|--------|--|---|
| 妮娜 |  |  |
| 约翰 | | |
| 林达 |  |  |
| 凯丽 | | |
| 马克 |  |  |
| 大卫 | | |
| 玛丽娅 |  |  |
| 戴安 | | |
| 安东尼 |  |  |
| 汤姆 | | |

VII. Match Them!

Match the Chinese characters in Column A with the pinyin words in Column B and the English translations in Column C.

| Column A | Column B | Column C |
|----------|-----------------|---|
| 电视剧 | kǎtōngpiàn | newspaper |
| 新闻 | wényì jiémù | TV drama |
| 卡通片 | zhōngyāng | news |
| 电视台 | diànshìjù | travel channel |
| 有线电视 | lǚyóu píndào | arts and culture program |
| 喊着 | pàng | TV station |
| 文艺节目 | shōudào | yelling, shouting (accompanying action) |
| 报 | yǒuxiàn diànshì | cartoon film |
| 中央 | diànshìtái | TV set |
| 收到 | xīnwén | less |
| 电视机 | hǎnzhe | fat, overweight |
| 少 | diànshìjī | cable TV |
| 旅游频道 | bào | central |
| 胖 | shǎo | receive |

VIII. Chinese Word Search

Translate the sentences/phrases below into Chinese, and then find them in the word puzzle.

Clues:

- | | |
|---|---|
| 1. China Central TV Station | 9. economic news |
| 2. entertainment program | 10. It's better to have my own TV. |
| 3. old movies | 11. I can watch no more than one hour TV. |
| 4. cable TV | 12. movie channel |
| 5. can receive more than fifty channels | 13. Which TV programs do you like to watch? |
| 6. news channel | 14. She doesn't like the TV programs that her grandma watches. |
| 7. sports program | 15. I like to watch ball games. |
| 8. Japanese anime | |

电 哈 品 龙 意 运 城 找 只 也 以 亲 孩 开 未
影 她 不 喜 欢 奶 奶 看 的 电 视 节 目 林 老
频 冷 攻 结 目 你 此 最 威 省 玉 年 道 新 电
道 外 鱼 节 吧 因 喜 名 多 香 恩 频 低 闻 影
施 红 艺 它 半 我 药 欢 博 能 个 您 索 频 告
体 文 闻 在 灵 喜 弹 死 看 多 看 亚 派 道 防
二 育 推 界 候 欢 自 验 十 哪 九 一 项 厂 省
亚 环 节 所 功 看 际 五 烈 育 些 忍 个 达 等
灯 句 温 目 决 球 到 研 夫 伤 细 电 利 小 艺
稿 都 怪 开 听 收 英 约 开 穿 有 船 视 绝 时
通 胡 志 价 以 中 央 电 视 台 院 线 换 节 订
势 责 经 可 图 皇 日 本 卡 通 片 电 向 目
世 具 济 最 好 有 自 己 的 电 视 机 视 守
纸 微 新 告 哥 统 七 剧 心 让 苦 带 罪 图
的 说 闻 共 印 样 怕 异 职 软 近 亮 马 跑 见

IX. Put the following scrambled sentences into correct order, based on the English clues.

1. 喜欢我旅游看最节目。

(I like to watch travel programs most.)

2. 我们电脑一最好看我，人一有台。

(I think it's better if each of us has his own computer.)

3. 看体育我一频道，经济她频道喊要就着看的。

(Whenever I watch the sports channel, she insists on watching the economic channel.)

4. 他们有线订家电视，收到节目的频道五十可以多个。

(His family subscribes to cable services and can receive TV programs from more than fifty channels.)

5. 我看电视每天都，看时间的可是不长。

(I watch TV every day, although not for a long time.)

X. On a separate piece of paper, write a note to your friend David, inviting him to watch the soccer game on TV with you. In your note, please include the following information:

1. Why are you writing this note to David?
2. When will the program begin?
3. Where are you going to meet?
4. How can David contact you if he can/cannot join you?

三. 汉字练习 CHINESE CHARACTER PRACTICE

姓名: _____

I. Write the characters in the correct stroke order.

| | | | | | | | | | | | |
|------|---|-------------------------|---|--|--|--|--|--|--|--|--|
| mù | 目 | 丨 冂 月 月 目 (5) | | | | | | | | | |
| 目 | 目 | 目 | 目 | | | | | | | | |
| shì | 见 | 丶 ㇀ ㇀ ㇀ ㇀ ㇀ ㇀ ㇀ (8) | | | | | | | | | |
| 视 | 视 | 视 | 视 | | | | | | | | |
| jù | 丷 | ㇀ ㇀ 尸 尸 尸 尸 尸 尸 尸 (10) | | | | | | | | | |
| 剧 | 剧 | 剧 | 剧 | | | | | | | | |
| wén | 门 | 丨 丨 门 门 门 门 闻 闻 闻 闻 (9) | | | | | | | | | |
| 闻 | 闻 | 闻 | 闻 | | | | | | | | |
| yāng | 大 | 丨 丨 口 口 央 央 (5) | | | | | | | | | |
| 央 | 央 | 央 | 央 | | | | | | | | |
| tái | 口 | ㄥ ㄥ 台 台 台 (5) | | | | | | | | | |
| 台 | 台 | 台 | 台 | | | | | | | | |
| yì | 艹 | 一 一 艹 艺 (4) | | | | | | | | | |
| 艺 | 艺 | 艺 | 艺 | | | | | | | | |

| | | | | | | | | | | | | | | | | | |
|------|---|--|---|--|--|--|--|--|--|--|--|--|--|--|--|--|--|
| lǚ | 方 | 丶 ㄣ 方 方 方 方 方 方 方 方 (10) | | | | | | | | | | | | | | | |
| 旅 | 旅 | 旅 | 旅 | | | | | | | | | | | | | | |
| hǎn | 口 | 丨 冂 口 口 𠔁 𠔁 𠔁 𠔁 𠔁 𠔁 喊 喊 喊 (12) | | | | | | | | | | | | | | | |
| 喊 | 喊 | 喊 | 喊 | | | | | | | | | | | | | | |
| zhe | 目 | 丶 丶 丶 丶 兰 兰 兰 𠂇 𠂇 𠂇 着 着 着 着 (11) | | | | | | | | | | | | | | | |
| 着 | 着 | 着 | 着 | | | | | | | | | | | | | | |
| kǎ | 卜 | 丨 丨 上 卡 卡 (5) | | | | | | | | | | | | | | | |
| 卡 | 卡 | 卡 | 卡 | | | | | | | | | | | | | | |
| tōng | 乚 | ㄣ ㄣ 𠔁 𠔁 𠔁 𠔁 𠔁 𠔁 𠔁 𠔁 通 通 通 通 (10) | | | | | | | | | | | | | | | |
| 通 | 通 | 通 | 通 | | | | | | | | | | | | | | |
| piàn | 片 | 丿 丿 片 片 (4) | | | | | | | | | | | | | | | |
| 片 | 片 | 片 | 片 | | | | | | | | | | | | | | |
| bào | 扌 | 一 扌 扌 扌 扌 扌 报 报 报 报 (7) | | | | | | | | | | | | | | | |
| 报 | 报 | 报 | 报 | | | | | | | | | | | | | | |
| xiàn | 纟 | ㄣ 纟 纟 纟 纟 纟 线 线 线 线 (8) | | | | | | | | | | | | | | | |
| 线 | 线 | 线 | 线 | | | | | | | | | | | | | | |
| shōu | 攵 | レ 攵 攵 攵 攵 攵 收 收 收 收 (6) | | | | | | | | | | | | | | | |
| 收 | 收 | 收 | 收 | | | | | | | | | | | | | | |
| pín | 页 | 丨 丨 止 止 𠂇 𠂇 𠂇 𠂇 𠂇 𠂇 𠂇 𠂇 𠂇 𠂇 𠂇 𠂇 𠂇 𠂇 (13) | | | | | | | | | | | | | | | |
| 频 | 频 | 频 | 频 | | | | | | | | | | | | | | |
| pàng | 月 | 丿 月 月 月 月 月 月 𠂇 𠂇 𠂇 𠂇 𠂇 𠂇 𠂇 𠂇 𠂇 𠂇 𠂇 (9) | | | | | | | | | | | | | | | |
| 胖 | 胖 | 胖 | 胖 | | | | | | | | | | | | | | |

5.6

第五单元复习 Review of Unit 5

综合语言练习 INTEGRATED LANGUAGE PRACTICE



I. After reading Text 1 from Lesson 5.6, listen to the questions in Audio Clip 5-6-1. Write down the questions in pinyin as you listen, and then answer the questions in Chinese.

1. 问题: _____
回答: _____
2. 问题: _____
回答: _____
3. 问题: _____
回答: _____
4. 问题: _____
回答: _____

II. Interview: My Ideal School

Suppose your school is doing a student opinion poll on what an ideal school would be like. What should students do every day? What is the daily schedule? You are one of the poll facilitators. First write down your own opinion. Then interview three students and record their opinions in the following tables.

Word Bank

假设 jiǎshè if, suppose

假设你有一个学校，你的学校应该什么样？ _____
什么样的学生可以上你的学校？ _____
学生们应该几点开始上课？ _____
每天学生们要上几节课？ _____
学生们中午可以休息一个小时吗？ _____
下午学生们应该做运动吗？ _____
老师要给学生们的作业吗？ _____
学生们在学校可以玩电脑游戏吗？ _____
学生们可以用学校的电脑下载音乐吗？ _____

Ask your interviewee the following questions:

第一个学生：

什么样的学生可以上你的学校？ _____
学生们九点开始上课，可以吗？ _____
每天学生们要上六节课吗？ _____
学生们中午可以休息一个小时吗？ _____
下午学生们应该做运动吗？ _____
老师要给学生们的很多作业吗？ _____
学生们在学校可以玩电脑游戏吗？ _____
学生们可以用学校的电脑下载音乐吗？ _____

Ask the second interviewee the following questions:

第二个学生：

聪明不聪明的学生都可以上你的学校吗？ _____
学生们最好几点开始上课？ _____
每天学生们要上五节课还是六节课？ _____
学生们中午可以休息两个小时吗？ _____
下午学生们应该做什么？ _____
老师要给学生们的作业吗？ _____
学生们在学校不可以玩电脑游戏吧？ _____
学生们可以用学校的电脑下载音乐吗？ _____




Ask the third interviewee the following questions:

第三个学生：

什么样的学生可以上你的学校？ _____
学生们应该不应该八点开始上课？ _____
每天学生们要上几节课？ _____
学生们中午可以休息半个小时吗？ _____
下午学生们要做运动吗？ _____
老师不可以给学生们的作业吧？ _____
学生们在学校可以玩电脑游戏吗？ _____
学生们可以用学校的电脑下载音乐吗？ _____

III. Game: Master of Translation

After throwing the dice, answer the question in the square in Chinese. Every player has two “question marks” to start with. If you cannot answer the questions in the square in which you have landed, you may use a question mark to ask a friend for help. Once you have used up your question marks, you cannot get help from your friends anymore. If a player cannot answer the question and is out of the question marks, s/he is out of the game. The first one to reach square 25 is the master of Chinese translation!

| | | | | |
|--|--|---|--|--|
| 25. Finish | 24.  她正在做什么? (V着) | 23. Back to 10 | 22. 汉语怎么说 “It would be better if I have my own TV”? | 21. ◀ 汉语怎么说 “Let’s ask the teacher”? |
| 16. ▶ Skip one square | 17. 汉语怎么说 “When you called I was listening to music”? | 18. 汉语怎么说 “My cat is unhappy whenever he gets in a car”? | 19.  玛丽正在做什么? (V着) | 20. ▲ 汉语怎么说 “I am downloading music”? |
| 15. ▲ 汉语怎么说 “She knows how to play the violin”? | 14. Go back to 3 | 13.  她正在做什么? | 12. 汉语怎么说 “Can we stop for lunch”? | 11. ◀ 汉语怎么说 “I want to drink some water”? |
| 6. ▶  他正在做什么? | 7. 汉语怎么说 “What would you like to eat”? | 8. 汉语怎么说 “I’ll do homework first, and then go to a bookstore”? | 9. Skip one square | 10. ▲ 汉语怎么说 “eating while watching TV”? (一边…一边…) |
| 5. ▲ Skip to 7 | 4. 汉语怎么说 “You cannot watch TV today”? | 3.  她正在做什么? | 2. 汉语怎么说 “I’d like to see a movie tonight”? | 1. Start ▶ |

IV. You Have Mail!

Next Monday and Tuesday morning, a group of students from the International School in Beijing is coming to visit your school. You are the chairperson of the student welcome committee. Today, you have received email from three committee members, reporting what they have planned for the guests. Suppose you will meet with the school’s principal this afternoon and summarize (in English) what the student committee has planned. A blank table is provided to help you organize your summary.

| Reply | Reply to All | Forward | Delete | Print | Junk | Save |
|--|--------------|---------|--------|-------|------|------|
| <p>下个星期二上午十点我们给北京国际学校的学生开欢迎会。我买了一些吃的和喝的东西。吃的东西有水果、饼干、和巧克力。喝的有茶、可口可乐、和水。我还应该去买一些花，所以我还要一些钱。</p> <p>小明</p> | | | | | | |

| Reply | Reply to All | Forward | Delete | Print | Junk | Save |
|---|--------------|---------|--------|-------|------|------|
| <p>下星期一下午两点，我们要带北京国际学校的学生去参观我们的电脑房和宿舍。汤姆和马克会在电脑房欢迎北京同学。参观电脑房以后，我们欢迎他们参加篮球比赛。球赛是下午三点开始。球赛以后，他们可以听听音乐什么的。晚上，我们可以去“熊猫饭店”吃晚饭。那儿的饺子非常好吃。</p> <p>凯丽</p> | | | | | | |

| | | | | | | |
|-------|--------------|---------|--------|-------|------|------|
| Reply | Reply to All | Forward | Delete | Print | Junk | Save |
|-------|--------------|---------|--------|-------|------|------|

下个星期二下午，我们可以让北京同学来参加学校的音乐会。我们学校的乐队每个星期二下午三点到五要点练习。音乐老师说，下个星期二下午，我们可以给北京的同学们开一个音乐会，乐队的学生们可以演节目。音乐会是下个星期二下午三点，在5号大楼110教室。

王丽

| | |
|-----------|------------|
| Monday AM | Tuesday AM |
| Monday PM | Tuesday PM |

Word Bank

| | | | | |
|---------------------------------------|---------------------------|------------------------------|---------------------------------|--------------------------------|
| 1. 开会 kāi huì to have a meeting | 2. 水果 shuǐguǒ fruit | 3. 饼干 bǐnggān crackers | 4. 巧克力 qiǎokèlì chocolate | 5. 饭店 fàndiàn restaurant |
|---------------------------------------|---------------------------|------------------------------|---------------------------------|--------------------------------|

