



CHENG & TSUI

"Bringing Asia to the World"™

中文听说读写 · 中文聽說讀寫

INTEGRATED CHINESE

Simplified and
Traditional Characters

2

Character Workbook

4th Edition

Yuehua Liu and Tao-chung Yao
Nyan-Ping Bi, Yaohua Shi, Liangyan Ge

Original Edition by Tao-chung Yao and Yuehua Liu
Yea-fen Chen, Liangyan Ge, Nyan-Ping Bi, Xiaojun Wang, Yaohua Shi



CHENG & TSUI

“Bringing Asia to the World”™

Copyright © 2018, 2009, 2005, 1997 by
Cheng & Tsui Company, Inc.

Fourth Edition 2018

21 20 19 18 17 1 2 3 4 5

ISBN 978-1-62291-144-8 [Fourth Edition]

Printed in the United States of America

The *Integrated Chinese* series includes
textbooks, workbooks, character
workbooks, teacher’s resources, audio,
video, and more. Visit chengtsui.co
for more information on the other
components of *Integrated Chinese*.

Publisher
JILL CHENG

Editorial Manager
BEN SHRAGGE

Editor
LEI WANG

Creative Director
CHRISTIAN SABOGAL

Interior Design
KATE PAPADAKI

Cheng & Tsui Company, Inc.
Phone (617) 988-2400 / (800) 554-1963
Fax (617) 426-3669
25 West Street
Boston, MA 02111-1213 USA
chengtsui.co

All rights reserved. No part of this publication
may be reproduced or transmitted in any form
or by any means, electronic or mechanical,
including photocopying, recording, scanning,
or any information storage or retrieval system,
without written permission from the publisher.

All trademarks and references mentioned
in this book are used for identification
purposes only and are the property of their
respective owners. Any resemblance to
persons or entities past or present is not
meant to be literal; nor is it meant to be
taken as an endorsement on the part of
the authors or publisher.

Contents

Preface	v
Lesson 11: Weather	
Dialogue 1: Tomorrow's Weather Will Be Even Better!	1
Dialogue 2: The Weather Here Is Awful!	5
Lesson 12: Dining	
Dialogue 1: Dining Out	9
Dialogue 2: At the Dining Hall	17
Lesson 13: Asking Directions	
Dialogue 1: Where Are You Off To?	23
Dialogue 2: Going to Chinatown	25
Lesson 14: Birthday Party	
Dialogue 1: Let's Go to a Party!	29
Dialogue 2: Birthday Bash	33
Lesson 15: Seeing a Doctor	
Dialogue 1: My Stomach Is Killing Me!	39
Dialogue 2: Allergies	43
Lesson 16: Dating	
Dialogue 1: Seeing a Movie	47
Dialogue 2: Turning Down an Invitation	49
Lesson 17: Renting an Apartment	
Narrative: Finding a Better Place	51
Dialogue: Calling about an Apartment for Rent	55
Lesson 18: Sports	
Dialogue 1: Getting in Shape	61
Dialogue 2: Watching American Football	65
Lesson 19: Travel	
Dialogue 1: Traveling to Beijing	69
Dialogue 2: Planning an Itinerary	75
Lesson 20: At the Airport	
Dialogue 1: Checking in at the Airport	79
Dialogue 2: Arriving in Beijing	81
Index A: Characters by Pinyin	85
Index B: Characters by Lesson and Pinyin	90

Preface

This completely revised and redesigned Character Workbook is meant to accompany the Fourth Edition of *Integrated Chinese* (IC). It has been about twenty years since the IC series came into existence in 1997. During these years, amid all the historical changes that have taken place in China and the rest of the world, the demand for Chinese language teaching/learning materials has grown dramatically. We are greatly encouraged by the fact that IC not only has been a widely used textbook at the college level all over the United States and beyond, but also has become increasingly popular for advanced language students in high schools. Based on user feedback, we have made numerous changes so that the Character Workbook can become an even more useful tool for students of Chinese.

Stressing the importance of learning a new character by its components

Learning a new character becomes much easier if the student can identify its components. The student should learn how to write the forty radicals at the beginning of the Volume 1 Character Workbook in the correct stroke order first, because these forty radicals will appear repeatedly in other characters later. If a new character contains a component already familiar to the student, the stroke order of that component will not be introduced again. However, we will show the stroke order of all new components as they appear when we introduce new characters. For example, when we introduce the character 孩 (*hái*) (child) in Lesson 2, Volume 1, we do not show the stroke order for the radical 子 (*zǐ*) (child) because 子 already appeared in the radical section. Therefore, we only display the stroke order for the other component 亥 (*hài*) (the last of the Twelve Earthly Branches). For the same reason, when 亥 appears in the new character 刻 (*kè*) (quarter of an hour) in Lesson 3, Volume 1, its stroke order is not displayed. When the student learns a new character, he or she can easily tell if a component in the character has appeared in previous lessons. If the stroke order for that component is not displayed, it means that the component is not new. The student should try to recall where he or she has seen it before. By doing so, the student can connect new characters with old ones and build up a character bank. We believe that learning by association will help the student memorize characters more effectively.

Main features of the new Character Workbook

a. Both simplified and traditional characters are introduced

If a character appears in both simplified and traditional form, we show both to accommodate different learner needs. In this volume, to reflect the predominance of simplified characters in Chinese language instruction, we have listed simplified characters first.

b. Pinyin and English definition are clearly noted

We have moved the *pinyin* and the English definition above each character for easy recognition and review.

c. Radicals are highlighted

The radical of each character is highlighted. Knowing what radical group a character belongs to is essential when looking up that character in a traditional dictionary in which the characters are arranged according to their radicals. To a certain extent, radicals can also help the student decipher the meaning of a character. For example, characters containing the radical 贝 / 貝 (*bèi*) (shell), such as 贵 / 貴 (*guì*) (expensive), and 货 / 貨 (*huò*) (merchandise), are often associated with money or value. The student can group the characters sharing the same radical together and learn them by association.

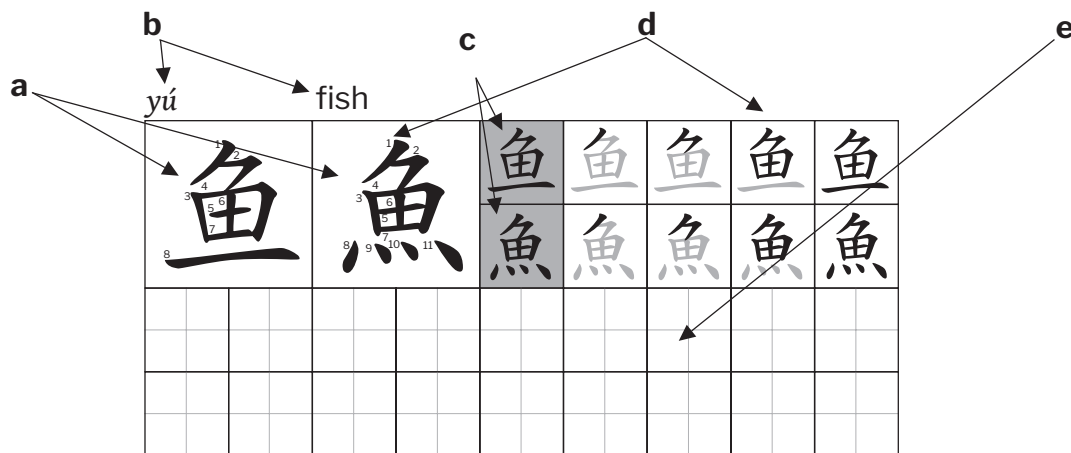
d. Stroke order is prominently displayed

Another important feature is the numbering of each stroke in the order of its appearance. Each number is marked at the beginning of that particular stroke. We firmly believe that it is essential to write a character in the correct stroke order, and to know where each stroke begins and ends. To display the

stroke order more prominently, we have moved the step-by-step character writing demonstration next to the main characters.

e. "Training wheels" are provided

We also provide grids with fine shaded lines inside to help the student better envision and balance their characters when practicing.



Other changes

In response to user feedback, we have updated the traditional characters to ensure they match the standard set currently used in Taiwan. For reference, we have consulted the Taiwan Ministry of Education's Revised Chinese Dictionary. This change has been overseen by the editors.

In order to focus on character recognition and acquisition, we decided not to include elements having to do with phonetic identification and phrase recognition.

To help the student look up characters more easily, we decided to limit the indices to two: one arranged alphabetically by *pinyin* and the other by lesson. Additional appendices that are not directly linked to the practice of writing characters, such as the English-Chinese glossary, are available in the Textbook.

The formation of the radicals in this book is based on the Modern Chinese Dictionary (现代汉语词典/现代汉语词典) published by the Commercial Press (商务印书馆/商務印書館). A total of 201 radicals appear in that dictionary, and in some cases the same character is listed under more than one radical. For the characters in this book that fall in that category, we provide two radicals in order to facilitate students' dictionary searches. The two radicals are presented in order from top to bottom (e.g., 名: 夕, 口), left to right (e.g., 功: 工, 力), and large to small (e.g., 章: 音, 立; 麻: 麻, 广).

The changes that we made in the new version reflect the collective wishes of the users. We would like to take this opportunity to thank those who gave us feedback on how to improve the Character Workbook. We would like to acknowledge in particular Professor Hu Shuangbao of Peking University and Professor Shi Dingguo of Beijing Language and Culture University, both of whom read the entire manuscript and offered invaluable comments and suggestions for revision.

Note: Prefaces to the previous editions of IC are available at chengtsui.co.

Lesson 11: Weather

Dialogue 1: Tomorrow's Weather Will Be Even Better!

bǐ compared with (comparison marker), to compare

比	比	比	比	比	比										

xuě snow

雪	雪	雪	雪	雪											

yuán garden

园	园	园	园	园	园										

huá slippery; to slide

滑	滑	滑	滑	滑	滑	滑	滑								

bīng ice

冰	冰	冰												

lěng cold

冷	冷	冷	冷	冷	冷									

gāng just now, a moment ago

刚	刚	刚	刚	刚	刚									

bào newspaper; to report

报	报	报	报	报	报									

gèng

even more

1 2 3 4 5 6 7	更	更	更	更	更	更								

ér

(component in 而且)

1 2 3 4 5 6	而	而	而	而	而	而	而	而						

qiě

(component in 而且)

1 2 3 4 5	且	且												

nuǎn

warm

1 2 3 4 5 6 7 8 9 10 11 12 13	暖	暖	暖	暖	暖	暖	暖							

Dialogue 2: The Weather Here Is Awful!

fēi

not, non-

非	非	非	非	非	非	非	非	非	非			

zāo

rotten, decayed

糟	糟	糟	糟	糟	糟	糟	糟	糟	糟			

gāo

cake

糕	糕	糕	糕									

dōng

winter

冬	冬	冬	冬	冬								

xià summer

夏	夏	夏	夏	夏	夏	夏						

rè hot

热	熱	热	热	热	热	热						
		熱	熱	熱	熱	熱	熱	熱	熱	熱		

chūn spring

春	春	春	春	春								

qiū autumn, fall

秋	秋	秋										

shū to relax; comfortable

舒	舒	舒	舒	舒										

Characters from Proper Nouns

jiā to add

加	加	加	加	加										

zhōu state

州	州	州	州	州	州	州								

Lesson 12: Dining

Dialogue 1: Dining Out

xiàng likeness, portrait

1 2 3 4 5 6 7 8 9 10 11 12 13 14	1 2 3 4 5 6 7 8 9 10 11 12 13 14	像	像	像	像	像	像	像	像	像	像	像	像
		像	像										
		像	像	像	像	像	像	像	像	像	像	像	像
		像	像	像									

wù affair, task

1 2 3 4 5 6 7 8 9 10 11 12 13 14	1 2 3 4 5 6 7 8 9 10 11 12 13 14	务	务	务	务	务	务						
		务	务	务	务	务	务	务	务	务	务		

zhuō table

1 2 3 4 5 6 7 8 9 10 11 12 13 14	1 2 3 4 5 6 7 8 9 10 11 12 13 14	桌	桌	桌	桌	桌							

pán plate, dish

1 2 3 4 5 6 7 8 9 10 11	1 2 3 4 5 6 7 8 9 10 11	舟	舟	盘	盘	舟	舟	盘	盘	舟	舟	盘	盘
				盘	盘								
		盘	盘	盘	盘	般	般	般	般	般	般	般	盘
				盘	盘	盘							

jiǎo dumpling

1 2 3 4 5 6 7 8 9 10 11	1 2 3 4 5 6 7 8 9 10 11	饺	饺	饺									
		饺	饺	饺	饺	饺							

sù vegetarian (lit. plain)

1 2 3 4 5 6 7 8 9 10	素	素	素	素	素	素							

dòu bean

1 2 3 4 5 6 7	豆	豆	豆	豆	豆	豆							

fǔ

rotten; turn bad

腐	腐	腐	腐	腐	腐	腐						

fàng

to put, to place

放	放	放	放									

ròu

meat

肉	肉	肉										

wǎn

bowl

碗	碗	碗	碗	碗	碗	碗	碗	碗	碗			

suān

sour

酸	酸	酸	酸	酸	酸	酸	酸	酸	酸		

là

spicy, hot

辣	辣	辣	辣	辣							

tāng

soup

汤	湯	汤	汤	汤	汤						
		湯	湯	湯	湯	湯	湯	湯			

wèi

flavor, taste

味	味	味	味								

jīng

essence; refined

精	精	精	精	精	精	精	精					

yán

salt

盐	鹽	盐	盐	盐	盐							
		鹽	鹽	鹽	鹽	鹽	鹽	鹽	鹽	鹽	鹽	鹽
			鹽	鹽	鹽	鹽	鹽	鹽	鹽	鹽	鹽	鹽

mài

to sell

卖	賣	卖	卖	卖	卖	賣						

wán

finished

完	完	完										

qīng

blue, green

青	青	青	青										

kě

thirsty

渴	渴	渴	渴	渴	渴	渴							

xiē

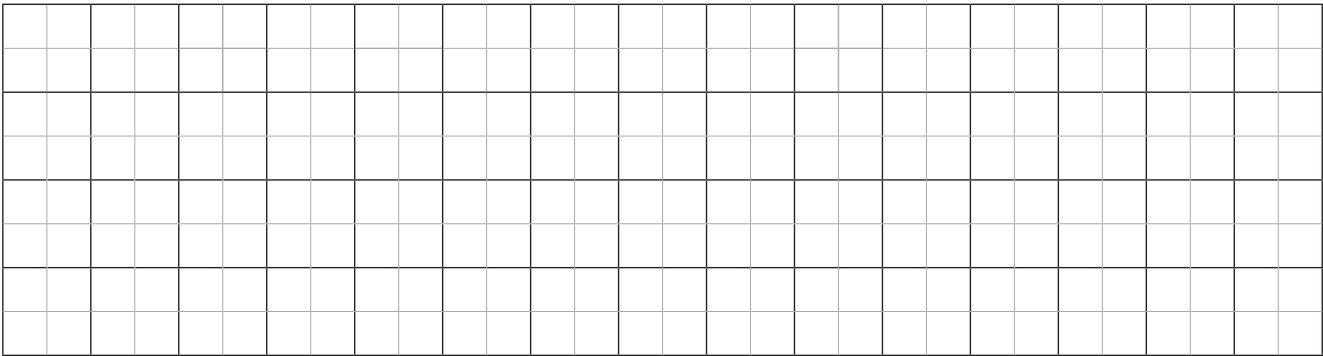
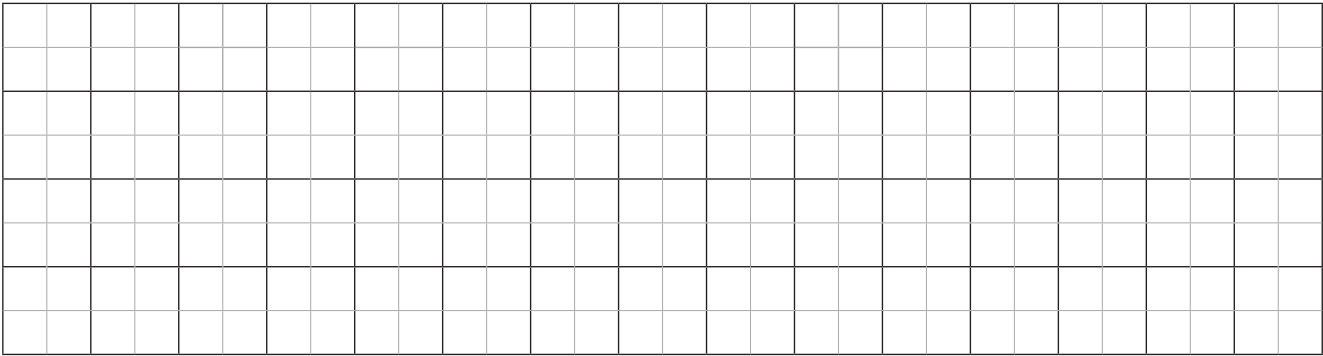
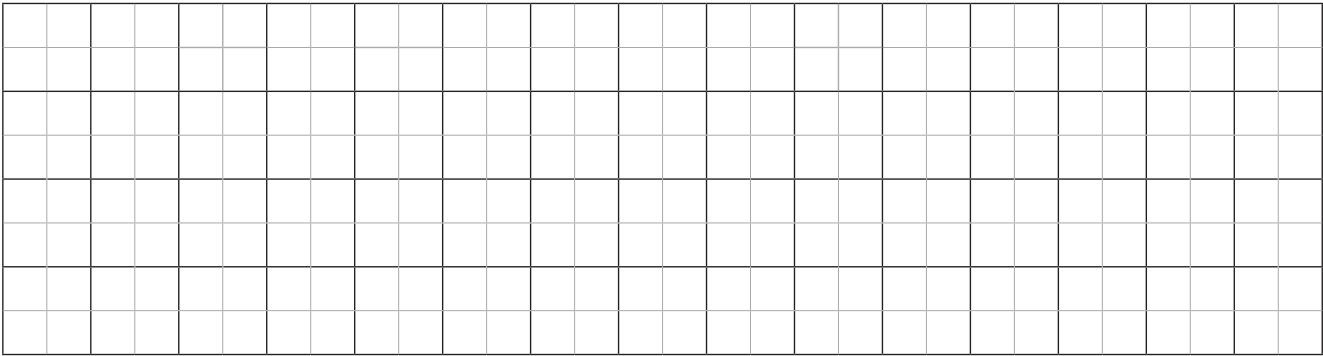
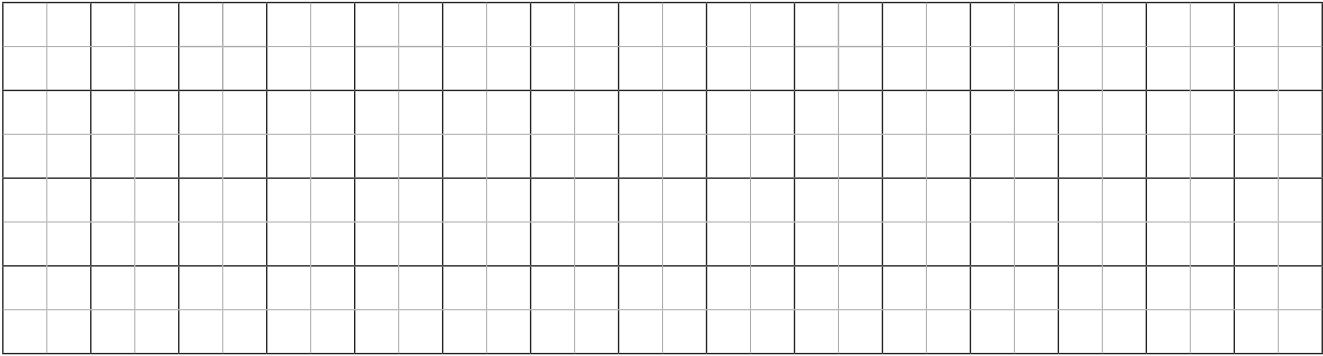
(measure word for an indefinite amount), some

些	些	些	些	些	些								

gòu

enough

够	够	够	够	够	够	够							



Dialogue 2: At the Dining Hall

fù teacher, instructor

傳	傳	傳	傳	傳	傳	傳	傳					

táng sugar

糖	糖	糖	糖	糖	糖	糖	糖					

cù vinegar

醋	醋	醋	醋									

yú fish

魚	魚	魚	魚	魚	魚	魚						

tián sweet

甜	甜	甜	甜	甜	甜						

jí extremely

极	極	极	极	极							
		極	極	極	極	極	極	極	極		

shāo to burn

烧	燒	烧	烧	烧	烧	烧	烧	烧			
		燒	燒	燒	燒	燒	燒	燒			

niú COW, OX

牛	牛	牛	牛	牛							

liáng

cool

1 2 3 4 5 6 7 8 9 10	1 2 3 4 5 6 7 8 9 10 11	凉	凉	凉										

bàn

to mix

1 2 3 4 5 6 7 8	拌	拌	拌											

guā

melon, gourd

1 2 3 4 5	瓜	瓜	瓜	瓜	瓜									

mǐ

uncooked rice

1 2 3 4 5 6	米	米	米	米										

wàng to forget

忘	忘	忘	忘										

dài to bring, to take, to carry, to come with

帶	帶	帶	帶	帶	帶	帶	帶	帶				
									帶	帶		

qīng pure, clear

清	清	清										

chǔ neat

楚	楚	楚	楚	楚	楚	楚	楚	楚				

guān to involve, to close

关	關	关	关	关									
關	關	關	關	關	關	關	關	關	關	關			

xì to relate to

系	係	系	系	系	系								
係	係	係	係	係	係								

Lesson 13: Asking Directions

Dialogue 1: Where Are You Off To?

yùn

to move

[illegible]

dòng

to move

[illegible]

páng

side, edge

[illegible]

yuǎn

far

[illegible]

lí away from

1 2 3 4 5 6 7 8 9 10	1 2 3 4 5 6 7 8 9 10 11 12 13 14 15 16 17 18	离	离	离	离	离	离	离	离			
		离	离	离	离	离	离	离	离	离		

huó to live; living

1 2 3 4 5 6 7 8 9	活	活	活											

Dialogue 2: Going to Chinatown

ná to take, to get

	拿	拿	拿	拿										

cì (measure word for frequency)

	次	次	次											

cóng from

	從	從	從											

zhí straight

	直	直												

wǎng

towards

1 2 3 4 5 6 7 8	往	往	往	往											

nán

south

1 2 3 4 5 6 7 8	南	南	南	南	南	南									

guǎi

to turn

1 2 3 4 5 6 7 8	拐	拐	拐	拐	拐										

āi

(exclamatory particle to express surprise or dissatisfaction)

1 2 3 4 5 6 7 8	哎	哎	哎	哎	哎	哎									

dēng

light

1 2 3 4 5 6 7 8 9 10 11 12 13 14 15 16	1 2 3 4 5 6 7 8 9 10 11 12 13 14 15 16	1 2 3 4 5 6 7 8 9 10 11 12 13 14 15 16	1 2 3 4 5 6 7 8 9 10 11 12 13 14 15 16	1 2 3 4 5 6 7 8 9 10 11 12 13 14 15 16																

yòu

right

1 2 3 4 5 6 7 8 9 10 11 12 13 14 15 16	1 2 3 4 5 6 7 8 9 10 11 12 13 14 15 16	1 2 3 4 5 6 7 8 9 10 11 12 13 14 15 16	1 2 3 4 5 6 7 8 9 10 11 12 13 14 15 16																	

zuǒ

left

1 2 3 4 5 6 7 8 9 10 11 12 13 14 15 16	1 2 3 4 5 6 7 8 9 10 11 12 13 14 15 16	1 2 3 4 5 6 7 8 9 10 11 12 13 14 15 16	1 2 3 4 5 6 7 8 9 10 11 12 13 14 15 16																	

gǔ

grain, valley

1 2 3 4 5 6 7 8 9 10 11 12 13 14 15 16	1 2 3 4 5 6 7 8 9 10 11 12 13 14 15 16	1 2 3 4 5 6 7 8 9 10 11 12 13 14 15 16	1 2 3 4 5 6 7 8 9 10 11 12 13 14 15 16																	

Lesson 14: Birthday Party

Dialogue 1: Let's Go to a Party!

biǎo

(component in 表姐)

表	表	表	表	表	表						

lǐ

gift, ceremony

礼	禮	礼	礼	礼							
		禮	禮	禮	禮	禮	禮	禮	禮	禮	禮

wù

thing, matter

物	物	物	物	物	物						

běn

(measure word for books)

本	本	本									

yǐn to drink

1 2 3 4 5 6 7	1 2 3 4 5 6 7 8 9 10 11 12	飲	飲	飲									
		飲	飲	飲									

liào material

1 2 3 4 5 6 7 8 9 10	料	料	料	料	料	料	料						

bǎ (measure word for things with handles, for handfuls of things)

1 2 3 4 5 6 7	把	把	把										

píng (component in 苹果/蘋果)

1 2 3 4 5 6 7	苹	1 2 3 4 5 6 7 8 9 10 11 12 13 14 15 16 17 18 19 20	蘋	蘋	蘋	蘋	蘋	蘋	蘋				
		蘋	蘋	蘋	蘋	蘋	蘋	蘋	蘋				

lí

pear

梨	梨	梨	梨										

zhù

to live (in a certain place)

住	住	住											

zhòng

heavy, serious

重	重	重	重	重	重	重	重						

jiē

to catch, to meet, to welcome

接	接	接	接										

lóu multi-story building, floor (of a multi-level building)

		楼	楼	楼	楼							
楼	楼	楼	楼	楼	楼	楼	楼	楼	楼	楼		

Dialogue 2: Birthday Bash

zhōng

clock

钟	鐘	钟	钟	钟															

tóu

head

头	頭	头	头	头	头	头	头												

cōng

able to hear well

聪	聰	聪	聪	聪	聪	聪													

shǔ

heat

暑	暑	暑																	

bān class

<div>班</div>	班	班	班	班	班								

shǔ to belong to

<div>属</div>	<div>屬</div>	属	属	属	属	属	属	属	属				
		属	属	属	属	属	属	属	属	属	属	属	属
			属	属	属								

gǒu dog

<div>狗</div>	狗	狗	狗	狗	狗							

liǎn face

<div>脸</div>	<div>臉</div>	脸	脸	脸	脸	脸	脸	脸	脸				
		脸	脸	脸	脸	脸	脸	脸	脸	脸			

yuán

round

1 2 3 4 5 6 7 8 9 10	1 2 3 4 5 6 7 8 9 10 11 12 13	員	圓	圓	圓	圓						
		員	圓	圓	圓	圓						

yǎn

eye

1 2 3 4 5 6 7 8 9 10	眼	眼	眼									

jīng

eyeball

1 2 3 4 5 6 7 8 9 10 11 12 13	睛	睛	睛									

bí

nose

1 2 3 4 5 6 7 8 9 10 11 12 13 14	鼻	鼻	鼻	鼻	鼻	鼻						

zuǐ mouth

1	2	3	4	5	6	7	8	9	10	11	12	13	14	15	16	嘴	嘴	嘴	嘴	嘴	嘴	嘴	嘴					

dìng settled, decided

1	2	3	4	5	6	7	8	9	10	11	12	13	14	15	16	定	定	定	定	定	定	定	定					

dàn egg

1	2	3	4	5	6	7	8	9	10	11	12	13	14	15	16	蛋	蛋	蛋	蛋	蛋	蛋	蛋	蛋	蛋	蛋	蛋	蛋		

Characters from Proper Nouns

lún ethics, moral principles

1 2 3 4 5 6	1 2 3 4 5 6 7 8 9 10	伦	伦	伦	伦								
		倫	倫	倫	倫	倫	倫	倫	倫	倫			

mǔ housemaid

1 2 3 4 5 6 7	姆	姆	姆	姆	姆	姆							

Lesson 15: Seeing a Doctor

Dialogue 1: My Stomach Is Killing Me!

bìng

illness; to become ill

病	病	病	病	病	病										

yuàn

yard, compound

院	院	院	院	院											

dù

belly, abdomen, stomach

肚	肚	肚	肚												

téng

to ache

疼	疼	疼	疼												

sǐ to die; (a complement indicating an extreme degree)

死	死	死	死	死								

yè night

夜	夜	夜	夜	夜	夜							

cè toilet, restroom

厕	廁	厠	厠	厠	厠							
		厠	厠	厠	厠							

xiāng box, case

箱	箱	箱	箱	箱								

tǎng

to lie, to recline

1 2 3 4 5 6 7 8 9 10 11 12 13 14 15	躺	躺	躺	躺	躺	躺	躺	躺	躺	躺	躺		

jiǎn

to inspect, to examine

1 2 3 4 5 6 7 8 9 10 11	检	1 2 3 4 5 6 7 8 9 10 11 12 13 14 15 16 17	检	检									
		检	检	检									

chá

to look up

1 2 3 4 5 6 7 8 9	查	查	查	查									

huài

bad

1 2 3 4 5 6 7	坏	1 2 3 4 5 6 7 8 9 10 11 12 13 14 15 16 17 18	坏	坏									
		坏	坏	坏	坏	坏	坏	坏	坏	坏	坏	坏	坏

zhēn needle

針	針	針	針												
針	針	針	針												

yào medicine

药	藥	药	药	药	药										
药	藥	藥	藥	藥											

piàn (measure word for tablets, slices, etc.)

片	片	片	片	片											

biàn (measure word for complete courses of an action or instances of an action)

遍	遍	遍													

Dialogue 2: Allergies

gǎn

to feel, to sense

感	感	感	感	感	感	感	感	感				

mào

to belch, to emit

冒	冒	冒	冒									

shēn

body

身	身	身										

tǐ

body

体	體	体	體	体								

yǎng

itchy

痒	癢	痒	痒	痒									
					痒	痒	痒	痒	痒	痒			

mǐn

nimble, agile

敏	敏	敏	敏										

jiàn

healthy

健	健	健	健	健	健	健	健	健				

kāng

healthy, affluent

康	康	康	康	康	康	康	康	康				

bǎo insurance; to protect

保	保	保	保	保										

xiǎn risk, danger

险	险	险	险	险										

gǎn to rush

赶	赶	赶	赶	赶										

yuè to exceed

越	越	越	越	越	越	越								

xiū to cease

1 2 3 4 5 6 7 8 9	休	休	休	休															

xī to cease

1 2 3 4 5 6 7 8 9 10	息	息	息	息															

lǎn lazy

1 2 3 4 5 6 7 8 9 10 11 12 13 14 15 16	懶	懶	懶	懶	懶	懶	懶	懶	懶										

luàn randomly, arbitrarily, messily

1 2 3 4 5 6 7	乱	亂	乱	亂	乱	亂	乱	亂	乱	亂	乱	亂	乱	亂					